



**BHARATI VIDYAPEETH  
(DEEMED TO BE UNIVERSITY), PUNE**

**Faculty of Medical Sciences  
B. Sc - Laboratory Sciences  
New Syllabus**



**BHARATI VIDYAPEETH**  
(Deemed to be University) Pune, India  
**MEDICAL COLLEGE, PUNE**  
PUNE –SATARA ROAD, PUNE – 411 043.



**B. Sc**  
**(LABORATORY SCIENCES)**



**BHARATI VIDYAPEETH**  
(Deemed to be University) Pune, India  
**MEDICAL COLLEGE, PUNE**  
PUNE –SATARA ROAD, PUNE – 411 043.  
**BACHELOR OF SCIENCE (B.Sc) COURSES**



**BHARATI VIDYAPEETH**

**MEDICAL COLLEGE PUNE, 411043**

**(Choice Based Credit System (CBCS))**

**Under Faculty of Medical Science**

**(To be implemented from Academic Year 2019-20)**

**General Rules & Regulations**

These Rules & Regulations may be called as, “The Rules & Regulations For B.Sc. Paramedical Courses of Bharati Vidyapeeth Medical College”, Pune.

**Introduction**

Bharati Vidyapeeth Deemed University, Pune has developed the training Programme for capacity building since we have ‘State of Art’ infrastructure, the necessary renowned, experienced and dedicated faculty. We are attached to a spacious well equipped tertiary care hospital and excellent clinical exposure.

These courses will increase the employability in various hospitals, private clinics, medical centers, doctors office etc. It will help in overall development of technical and interpersonal skills required to work under the respective health care areas.

**Notification**

The notification for the conduct of courses have been issued by Registrar Bharati Vidyapeeth based on the decision taken during various academic committee meetings. These are attached as **Appx A**

**Courses Offered**

Details of courses offered along with their eligibility criteria and member of seats are as follows:

Sr. No	Name Of The Course	Eligibility	No Of Seats	Duration
1	B.Sc. (Radiology & Imaging Technology)	10+2(Science) & English with 50% minimum Marks	20	3 years
2	B.Sc. (Laboratory Science )	10+2(Science) & English with 50% minimum Marks	20	
3	B.Sc. (Endoscopy)	10+2(Science) & English with 50% minimum Marks	10	
4	B.Sc. Respiratory Care Technology	10+2(Science) & English with 50% minimum Marks	10	



**BHARATI VIDYAPEETH**  
(Deemed to be University) Pune, India  
**MEDICAL COLLEGE, PUNE**  
PUNE –SATARA ROAD, PUNE – 411 043.



**Eligibility for Admission**

- 1) The minimum age for admission shall be 17 years on 31<sup>st</sup> December of the year in which admission is sought

**Minimum education**

10+2 class passed with Science subjects (Physics, Chemistry, Biology) & English Core/English Elective with aggregate of 50% marks from any recognized board.

**Method Of Selection**

Admission are made based on the merit list prepared following on interview by a board of faculty members.

**Course Structure**

a) **B.Sc Courses**

The duration of courses is 3 years divided in to 6 semesters followed by one year of internship. I & II semester shall be common for all the specialization. III, IV, V & VI semesters involve theory, practical and handling of equipment in the respective specialty. I & II semester will have minimum of 90 days, teaching spread over 15 weeks excluding holidays Sundays, vacations, and three weeks of exams followed by CAP.



**BHARATI VIDYAPEETH**  
(Deemed to be University) Pune, India  
**MEDICAL COLLEGE, PUNE**  
PUNE –SATARA ROAD, PUNE – 411 043.



**Change Of Course :-** As all the heads of the courses are compulsory, change of course is not allowed.

**Attendance:-** A candidate must have minimum of 80% attendance (irrespective of the kind of absence) in theory and practical in each subjects for appearing for examination. A candidate must have 80% attendance in each of the practical areas before award of degree.

**Holidays & Vacation :-** As per medical college norms.

**Syllabus & Examination Pattern**

- 1) The Syllabus is common during I and II semesters for all B.Sc. Paramedical courses. The subjects include Anatomy, Physiology, Microbiology, Pathology, Biochemistry, Pharmacology, Community medicine, English and Communication skills, Principles of Nursing, Computer related to Medical Care.
- 2) The Syllabus and the related topics and numbers of hours of teaching in each semester (both theory and practical's) has been based on 'Credit Based Scoring System. As per UGC guidelines, component wise weightage will be as follows :-
  - i) General Education Components – 40%
  - ii) Skill Development Components – 60%
- 3) **CHOICE BASED CREDIT SYSTEM (CBCS) :-** The CBCS provides choice for students to select from prescribed courses (Core, elective or minor or soft Skill Courses). Under the CBCS, the requirement for awarding a degree of diploma or certificate is prescribed in terms of number of credit to be completed by the student. The teaching curriculum has been designed and comprises of 140 - 150 credit points in three years.
  - a) **Credit**
    - A unit by which the course work measured.
    - It determines the number of hours of instruction required per week.



**BHARATI VIDYAPEETH**  
(Deemed to be University) Pune, India  
**MEDICAL COLLEGE, PUNE**  
PUNE –SATARA ROAD, PUNE – 411 043.



- While assigning credit values to courses, one credit is considered to be equal to 15 hours of lectures and 30 hours of lab / fieldwork / in-plant training/ internship/ or any other .
- In each of the courses, credits will be assigned on the basis of the number of lectures/ tutorials/ laboratory work other forms of learning required for completing the course the instructional days for one academic year are 180 working days i.e. 90 days per semester.
- Credit Point it is the product of grade point and number of credit for a course.
- The courses in a programme shall be majorly of three kinds, namely, core courses, Open courses, or general courses. Core courses are those which are in the discipline of study and are either foundational or specializations. Core courses may either hard core (Courses which are compulsory to all students in the programme) or soft core (courses which are elective). The hard core courses also include laboratory courses, capstone courses such as internships, in – plant training or full – term projects.
- The core courses should be about 70-75% of the minimum credits that constitute the programme. Remaining 25-30% of the credits may be open courses or general courses. The open courses may be ancillary courses from other disciplines or other specializations or inter – disciplinary. About 5 – 10 % of the credits may be for general courses. .
- The evaluation for all courses shall have two components – Internal assessment (IA) and end of the term University Examination (UE).

**b) Grade Point:- Grading System For Various B.Sc. Courses :-**

- The university shall adopt a 10 – point absolute grading system for grading in each head of passing. The system will have seven grade points, the highest being 10. The grading system shall be as shown in table – 1 below. The performance indicators O, A+, A, B+, B, C and D shall respectively mean Outstanding, Excellent, Very Good, Good, Average, satisfactory and poor. It may be noted that entries in table are meant for converting marks in individual courses to grade points. The respective grade points can also be computed from the following formulas in given table 2.

Table – 1 : The Grading System Under CBCS

% Marks in a paper / practical	Grade Point	Grade Point (GP)
$80 \leq \text{Marks} \leq 100$	10	O
$70 \leq \text{Marks} < 80$	9	A+
$60 \leq \text{Marks} < 70$	8	A
$55 \leq \text{Marks} < 60$	7	B+
$50 \leq \text{Marks} < 55$	6	B
$40 \leq \text{Marks} < 50$	5	C
Marks < 40	0	D

**The Formulas to calculate the Grade Points (GP) :**

Suppose that 'Max' is the maximum marks assigned for an examination or evaluation based on which GP will be computed. In order to determine the GP, set  $x = \text{Max}/10$  (since we have adapted 10 – point system). Then GP is calculated by the formulas shown in table – 2. After computing the grade point the grade can be found from table – 1.

Table – 2 : Formula to Calculate Grade Point

In Individual Evaluations

Range of Marks at the evaluation	Formula for the Grade Point
$8x \leq M \leq 10x$	10
$5.5x \leq M < 8x$	Truncate( $M/x$ )+2
$4x \leq M < 5.5x$	Truncate( $M/x$ )+1

- c) **Nature Of Examination:** For all courses there shall be Internal Assessment (IA) conducted by the university. The UE will be based on the entire syllabus.
- d) Computation of grade point Averages: Cumulative performance indicators such as GPA, SGPA, or CGPA shall be calculated as described and illustrated below.
- e) (i) The performance at UE and IA will be combined to obtain the Grade Point Average (GPA) for the course. The weights for performance at UE and IA shall respectively be 60% and 40%.  
(ii) The grade point average (GPA) for a course shall be calculated by first finding the total marks out of 100 for the course. The corresponding GP (as per the table in (2) above ) shall be the GPA for the course.



# BHARATI VIDYAPEETH

(Deemed to be University) Pune, India

## MEDICAL COLLEGE, PUNE



PUNE –SATARA ROAD, PUNE – 411 043.

(iii) Two kinds of performance indicators, namely the Semester Grade Point Average (SGPA) and the Cumulative Grade Point Average (CGPA) shall be computed at the end of each term. The SGPA measures the cumulative performance of a learner in all the courses in a particular semester, while the CGPA measures the cumulative performance in all courses since his/her enrolment. The CGPA of a learner when he/she completes the programme is the final result of the learner.

(iv) The SGPA is calculated by the formula  $SGPA = \frac{\sum Ck * GPk}{\sum Ck}$ , where Ck is the credit –

Value assigned to a course and GPk is the GPA obtained by the learner in the course. In the above, the sum is taken over all the courses that the learner has undertaken for the study from the time of his/her enrolment and also the during the semester for which CGPA is calculated, including those in which he/she might have failed or those for which he/she remained absent. The CGPA shall be calculated up to two decimal place accuracy.

(v) The CGPA is calculated by the formula  $CGPA = \frac{\sum Ck * GPk}{\sum Ck}$ , where Ck is the credit –

Value assigned to a course and GPk is the GPA obtained by the learner in the course. In the above, the sum is taken over all the courses that the learner has undertaken for the study from the time of his/her enrolment and also the during the semester for which CGPA is calculated, including those in which he/she might have failed or those for which he/she remained absent. The CGPA shall be calculated up to two decimal place accuracy.

(vi) The CGPA, calculated after the minimum credits Specified for the programme are 'earned' will be the final result.

### f) Standards of Passing and ATKT Rules:-

1. For all courses, both UE and IE constitute separate heads – of – passing (HoP). In order to pass in such courses and to 'earn' the assigned credits.

(a) The learner must obtained a minimum grade point of 5.0 (40% marks) at UE and also a minimum grade point of 5.0 (40% marks) at IA;

2. If he/she fails in IA, the learner passes in the course provided he/she obtains a minimum of 25% in IA and GPA for the course is atleast 6.0 (50% in aggregate). The GPA for a course will be calculated only if the learner passes at the UE. The following examples illustrate this rule for passing in a course under.

**Table – 3 : Illustration of passing Rule specified in E. 1**





**BHARATI VIDYAPEETH**  
(Deemed to be University) Pune, India  
**MEDICAL COLLEGE, PUNE**  
PUNE –SATARA ROAD, PUNE – 411 043.



Case No.	UE marks Out Of 60	IA marks out of 40	Total marks out of 100	GP of UE	GP of IA	GPA	Remarks
1	24	16	40	5.0	5.0	5.0	Pass
2	40	10	50	7.0	0	6.0	Pass
3	40	06	46	7.0	0	5.0	Fails at IA
4	20	40	--	0	10.0	0	Fails at UE
5	34	12	46	7.0	0	5.0	Fails at IA
6	20	15	--	0	0	0	Fails at both UE &IA

3. A student who fails at UE in a course has to reappear only at UE as a backlog candidate and clear the HoP. Similarly, A student who fails in a course at IA has to reappear only at IA as a backlog candidate and clear the HoP.

**ATKT RULES :-**

- A student is allowed to carry backlog of courses prescribed for Semester I, III & V to Sem – II, IV & VI respectively.
- A student is allowed to keep term for Semester III if he/she is failing in any number of subjects of Sem – I & II.
- Student is allowed to keep term of Sem – V, if he/she is failing in any number of subjects of Sem – III & IV but passed in all subjects of Sem – I & II.
- Students should have cleared all subjects of Semester I, II, III, IV and V to be eligible for appearing in Semester VI examination.

- 4) **Semester wise and teaching subject wise credits number of hours of teaching required in a semester and per week and scoring pattern of examination is as follows**



**BHARATI VIDYAPEETH**  
 (Deemed to be University) Pune, India  
**MEDICAL COLLEGE, PUNE**  
 PUNE –SATARA ROAD, PUNE – 411 043.



SEMESTER I (COMMON)												
CORE COURSES												
Course Code & Course		Theory Credits (Total Hours)	Practical Credits (Total Hours)	Teaching Hours Per Week		Examination Scheme						
						Theory Marks			Practical Marks			
				Theory/Tutorial	Practical	U/E	I/A	Total	U/E	I/A	Total	
AH 101	ANATOMY	2 (30)	2.5(75)	3	4	40	20	60	60	40	100	
AH 102	PHYSIOLOGY	2 (30)	2.5(75)	3	4	40	20	60	60	40	100	
AH 103	BIOCHEMISTRY	2 (30)	2.5(75)	3	4	40	20	60	60	40	100	
AH 104	ENGLISH	3 (45)	-	3	-	60	40	100	-	-	-	
ABILITY ENHANCEMENT ELECTIVE COURSE												
AEEC 105	PRINCIPLES OF NURSING	2 (30)	2.5(75)	3	4	40	20	60	60	40	100	
CORE ELECTIVE COURSES												
CEC 106	COMMUNICATION SKILLS*	2 (30)	-	2	-	60	40	100	-	-	-	
CEC 107	COMPUTER RELATED TO MEDICAL CARE **	1(15)	1 (30)	1	2	40	20	60	60	40	100	
1 theory credit = 15 classroom &/or experiential learning hours						1 practical credit = 30 practical training hours			<b>Total Credit Points</b>		<b>25</b>	
<b>Note : Students have chosen all subjects for studying in Semester I</b>												



**BHARATI VIDYAPEETH**  
 (Deemed to be University) Pune, India  
**MEDICAL COLLEGE, PUNE**  
 PUNE –SATARA ROAD, PUNE – 411 043.



SEMESTER II COMMON)											
CORE COURSES											
Course Code & Course		Theory Credits (Total Hours)	Practical Credits (Total Hours)	Teaching Hours Per Week		Examination Scheme					
						Theory Marks			Practical Marks		
				Theory/ Tut/ Sem	Practical	U/E	I/A	Total	U/E	I/A	Total
AH 201	MICROBIOLOGY	2 (30)	2 (60)	2	4	40	20	60	60	40	100
AH 202	PATHOLOGY	2 (30)	2 (60)	2	4	40	20	60	60	40	100
AH 203	PHARMACOLOGY	2 (30)	2 (60)	2	4	40	20	60	60	40	100
AH 204	COMMUNITY MEDICINE	2 (30)	2 (60)	2	4	40	20	60	60	40	100
ABILITY ENHANCEMENT ELECTIVE COURSE											
AEEC 205	ENVIRONMENT STUDIES	3 (45)	-	3	-	60	40	100	-	-	-
CORE ELECTIVE COURSE											
CEC 206	HOSPITAL OPERATIONAL MANAGEMENT	2 (30)	2 (60)	2	4	40	20	60	60	40	100
OR											
CEC 207	INTRODUCTION TO QUALITY AND PATIENT SAFETY	2 (30)	2 (60)	2	4	40	20	60	60	40	100
1 theory credit = 15 classroom &/or experiential learning hours				1 practical credit = 30 practical training hours				<b>Total Credit Points</b>			<b>23</b>

<b>SEMESTER III (LAB SCIENCES)</b>											
<b>CORE COURSE</b>											
<b>Course Code &amp; Course</b>		<b>Theory Credits (Total Hours)</b>	<b>Practical Credits (Total Hours)</b>	<b>Teaching Hours Per Week</b>		<b>Examination Scheme</b>					
				<b>Theory/Tut/Sem</b>	<b>Practical</b>	<b>Theory Marks</b>			<b>Practical Marks</b>		
						<b>U/E</b>	<b>I/A</b>	<b>Total</b>	<b>U/E</b>	<b>I/A</b>	<b>Total</b>
LAB 301	HEMATOLOGY AND CLINICAL PATHALOGY	4 (60)	4 (120)	4	8	60	20	80	80	40	120
LAB 302	BACTERIOLOGY I & IMMUNOLOGY	3 (45)	4 (120)	3	8	60	20	80	80	40	120
LAB 303	CLINICAL BIOCHEMISTRY	3 (45)	3(90)	3	6	60	20	80	80	40	120
<b>ABILITY ENHANCEMENT ELECTIVE COURSE</b>											
LAB/AEEC 304	BIostatistics AND RESEARCH METHODOLOGY	2(30)	-	2	-	60	40	100			
<b>OR</b>											
LAB/AEEC 305	MEDICAL RECORDS MANagements	2(30)	-	2	-	60	40	100			
1 theory credit = 15 classroom &/or experiential learning hours						1 practical credit = 30 practical			<b>Total Credit Points</b>		<b>23</b>

**SEMESTER IV(LAB SCIENCES)**

**CORE COURSE**

Course Code & Course		Theory Credits (Total Hours)	Practical Credits (Total Hours)	Teaching Hours Per Week		Examination Scheme					
				Theory/ Tut/ Sem	Practical	Theory Marks			Practical Marks		
						U/E	I/A	Total	U/E	I/A	Total
LAB 401	HEMATOLOGY AND CYTOLOGY	3 (45)	4(120)	3	8	60	20	80	80	40	120
LAB 402	BACTERIOLOGY II	3 (45)	4(120)	3	8	60	20	80	80	40	120
LAB 403	CLINICAL ENDOCRINOLOGY I	3 (45)	4(120)	3	8	60	20	80	80	40	120
<b>ABILITY ENHANCEMENT ELECTIVE COURSE</b>											
LAB/AEEC 404	ORGANIZATIONAL BEHAVIOUR	2 (30)		2		60	40	100			
<b>OR</b>											
LAB/AEEC 405	PERSUIT OF INNER SELF EXCELLANCE	2 (30)		2		60	40	100			
1 theory credit = 15 classroom &/or experiential learning hours				1 practical credit = 30 practical training hours				<b>Total Credit Points</b>			<b>23</b>

<b>SEMESTER V (LAB SCIENCES)</b>													
<b>CORE COURSE</b>													
<b>Course Code &amp; Course</b>		<b>Theory Credits (Total Hours)</b>	<b>Practical Credits (Total Hours)</b>	<b>Teaching Hours Per Week</b>		<b>Examination Scheme</b>							
						<b>Theory Marks</b>			<b>Practical Marks</b>				
				<b>Theory/ Tut/sem</b>	<b>Practical</b>	<b>U/E</b>	<b>I/A</b>	<b>Total</b>	<b>U/E</b>	<b>I/A</b>	<b>Total</b>		
LAB 501	BLOOD BANKING	3 (45)	4(120)	3	8	60	20	80	80	40	120		
LAB 502	MYCOLOGY & PARASITOLOGY	3 (45)	4(120)	3	8	60	20	80	80	40	120		
LAB 503	CLINICAL BIOCHEMISTRY II	3 (45)	4(120)	3	8	60	20	80	80	40	120		
<b>ABILITY ENHANCEMENT ELECTIVE COURSE</b>													
LAB/AEEC 504	MEDICAL BIOETHICS	2(30)	-	2	-	60	40	100					
<b>OR</b>													
LAB/AEEC 505	HUMAN RIGHTS AND PROFESSIONAL VALUES	2(30)	-	2	-	60	40	100					
1 theory credit = 15 classroom &/or experiential learning hours									1 practical credit = 30 practical training hours			<b>Total Credit Points</b>	<b>23</b>

SEMESTER VI (LAB SCIENCES)													
CORE COURSE													
Course Code & Course		Theory Credits (Total Hours)	Practical Credits (Total Hours)	Teaching Hours Per Week		Examination Scheme							
						Theory Marks			Practical Marks				
				Theory/Tut/sem	Practical	U/E	I/A	Total	U/E	I/A	Total		
LAB 601	HISTOPATHOLOGY	4(60)	4(120)	4	8	60	20	80	80	40	120		
LAB 602	VIROLOGY	3(45)	4(120)	3	8	60	20	80	80	40	120		
LAB 603	CLINICAL ENDOCRINOLOGY II	4(60)	4(120)	4	8	60	20	80	80	40	120		
1 theory credit = 15 classroom &/or experiential learning hours training hours									1 practical credit = 30 practical			<b>Total Credit Points</b>	<b>23</b>



1964-2014  
celebrating

# **BHARATI VIDYAPEETH**

(Deemed to be University) Pune, India

## **MEDICAL COLLEGE, PUNE**

Golden Jubilee  
BHARATI VIDYAPEETH  
Hon'ble Founder Dr. Patangrao Kadam

PUNE -SATARA ROAD, PUNE - 411 043.






**BHARATI VIDYAPEETH**  
(Deemed to be University) Pune, India  
**MEDICAL COLLEGE, PUNE**  
PUNE –SATARA ROAD, PUNE – 411 043.



**SYLLABUS SEMESTER III TO VI**

**(B.SC. RADIOLOGY & IMAGING TECHNOLOGY)**




**BHARATI VIDYAPEETH**  
(Deemed to be University) Pune, India  
**MEDICAL COLLEGE, PUNE**  
PUNE –SATARA ROAD, PUNE – 411 043.



**SEMESTER III**

**BSc (Radiology and Imaging Technology)**

COURSE CODE	COURSE/PAPER	TOPICS THEORY	TOPICS PRACTICAL
RIT 301	RADIOLOGY PHYSICS	EM radiation & x-ray, production of x-ray beam; heat dissipation;	Introduction to radiographic equipment & discussion on terminology of components
RIT 302	DARK ROOM TECHNIQUES	x-ray film; cassette; radiographic image; film characteristics; dark room, developer, fixer, safelight	Assisting in radiography; care of films, cassette & equipment
RIT 303	EQUIPMENTS IN RADIOLOGY	Control panel, x-ray generator, cables, fluoroscopy, special investigations; phosphors; rare earths; electrical hazards; earthing	Film chemical processing, cassette handling, dark room
RIT 304	BASIC IMAGING	Detectors; Image digitization & reconstruction Archiving systems, laser camera; PACS	Demo - CR system; Bedside radiography;
RIT 305	ANATOMY (CROSS SECTIONAL)	Sectional anatomy of brain, head & neck, thorax, abdomen & pelvis;	Demo – multi formatting; 3D techniques




**BHARATI VIDYAPEETH**  
 (Deemed to be University) Pune, India  
**MEDICAL COLLEGE, PUNE**  
 PUNE –SATARA ROAD, PUNE – 411 043.



**SEMESTER IV**

**BSc (Radiology and Imaging Technology)**

COURSE CODE	COURSE/PAPER	TOPICS THEORY	TOPICS PRACTICAL
RIT 401	RADIATION SAFETY	Radiation hazards; radiation control; safety devices; dose monitoring;	Demo–lectures radiation protection; ALARA; 10 day rule pregnant women & children
RIT 402	POSITIONING	Radiography positioning	Demo - patient handling; radiography under supervision
RIT 403	PROCEDURES	Radiographic and fluoroscopic procedures ;	Demo - Barium studies, IVU, MCU, dye studies
RIT 404	BASIC ULTRASOUND (1)	Physics – piezoelectric effect; A B & M scans; transducers, image display, biological effects; US artifacts	Demo - transducer care; patient care in sonography
RIT 405	BASIC CT (1)	Computerized Tomography, generations CT, image construction in CT; window W & L; CT artifacts	CT phantom imaging, Calibration, warming up; radiation protection in CT scanning; patient preparation/positioning; monitoring of patient breathing




**BHARATI VIDYAPEETH**  
 (Deemed to be University) Pune, India  
**MEDICAL COLLEGE, PUNE**  
 PUNE –SATARA ROAD, PUNE – 411 043.



**SEMESTER – V**

**BSc (Radiology and Imaging Technology)**

COURSE CODE	COURSE/PAPER	TOPICS THEORY	TOPICS PRACTICAL
RIT 501	DIGITAL RADIOGRAPHY	Physics of CR/DR, laser camera; image subtraction	Bedside computerized radiography of critically ill;
RIT 502	ADVANCED ULTRASOUND	Concepts of abdominal and obstetric US, small parts scanning	image recording in sonography; observing abdominal and obstetric US, small parts scanning , USG in ICU/NICU
RIT 503	ADVANCED CT IMAGING	Spiral CT; HRCT; planning routine CT study & angiographies; software packages for CT	Demo on positioning of patient, performing scan using pressure injector; film printing reconstructions
RIT 504	BASIC MRI (1)	Magnetic field & MR magnets; RF & shim coils, MR image formation, paramagnetic agents	Screening of patient & attendants; patient preparation; positioning of patient; performing MR scans
RIT 505	PRICIPLES OF INTERVENTION	Angiographic techniques, PTCA; hardware; DSA; US & CT guided procedures;	Patient preparation, concepts of asepsis & after care after interventional procedures; care of hardware; post-processing
RIT 506	CONTRAST MEDIA	Iodinated contrast agents, osmolality, barium suspension, untoward contrast reactions	Preparing and use of Anaphylactic tray; venous access; hospital codes activation



**BHARATI VIDYAPEETH**  
 (Deemed to be University) Pune, India  
**MEDICAL COLLEGE, PUNE**  
 PUNE –SATARA ROAD, PUNE – 411 043.



**SEMESTER VI**

**BSc (Radiology and Imaging Technology)**


RIT 601	NEWER TECHNIQUES IN MRI	DWI; whole spine screening; MRA; MRV; fast sequences; MR spectroscopy; functional MRI;	Practice of planning sequence acquisition in orthogonal planes
RIT 602	MODERN CT AND ITS APPLICATIONS	Multislice & dual source CT; CT Angio/venography; dual energy scan; CT coronary angiography	Practice 3D reconstruction techniques; image printing in all orthogonal planes; practice labelling of films
RIT 603	SPECIAL TECHNIQUES IN ULTRASOUND	Duplex scanning; Doppler; vascular imaging; contrast media	Practice hands on scanning & Doppler parameter recording
RIT 604	DIGITAL IMAGING	Phosphor plate; detector array; automatic camera printing; automated exposure control	Radiography hands on practice on CR and DR ; printing images from digital camera
RIT 605	QUALITY ASSURANCE IN RADIO IMAGING	quality in x-ray Image - evaluating congruence of radiation and optical beam; focal spot size, M.A., K.V. and Exposure time testing; tube filtration; Film screen contact;	Conducting patient satisfaction survey; turnaround time; Radiation protection survey
RIT 606	MEDICOLEGAL ASPECTS	Patient's privacy; priority for	Demo & practice - Documentation;



**BHARATI VIDYAPEETH**  
(Deemed to be University) Pune, India  
**MEDICAL COLLEGE, PUNE**  
PUNE –SATARA ROAD, PUNE – 411 043.



		emergency/trolley; obtaining patient's detailed history; optimal radiation exposure	turnaround time; patient satisfaction survey
--	--	---	--



**BHARATI VIDYAPEETH**  
(Deemed to be University) Pune, India  
**MEDICAL COLLEGE, PUNE**  
PUNE –SATARA ROAD, PUNE – 411 043.



**BACHELOR OF SCIENCE (B.Sc) COURSES**

**BHARATI VIDYAPEETH**

**MEDICAL COLLEGE PUNE, 411043**

**(Choice Based Credit System (CBCS))**

**Under Faculty of Medical Science**

**(To be implemented from Academic Year 2019-20)**

**(All BSc Skilled SYLLABUS)**

**General Rules & Regulations**

These Rules & Regulations may be called as, “The Rules & Regulations For B.Sc. Paramedical Courses of Bharati Vidyapeeth Medical College”, Pune.


**Introduction**

Bharati Vidyapeeth Deemed University, Pune has developed the training Programme for capacity building since we have ‘State of Art’ infrastructure, the necessary renowned, experienced and dedicated faculty. We are attached to a spacious well equipped tertiary care hospital and excellent clinical exposure.

These courses will increase the employability in various hospitals, private clinics, medical centers, doctors office etc. It will help in overall development of technical and interpersonal skills required to work under the respective health care areas.

**Notification**

The notification for the conduct of courses have been issued by Registrar Bharati Vidyapeeth based on the decision taken during various academic committee meetings. These are attached as **Notification No 1124**.



**BHARATI VIDYAPEETH**  
(Deemed to be University) Pune, India  
**MEDICAL COLLEGE, PUNE**  
PUNE –SATARA ROAD, PUNE – 411 043.



**B.Sc. Health Skilled Courses**

**Learning Objectives**

- a) To learn Basic Sciences including Anatomy, functions & surface landmarks of various organs & systems.
- b) To learn Physics & technology related to Radiography & Imaging Technologies.
- c) Introduction to basic imaging including CT & Ultrasound
- d) Knowledge of working of MRI machine including care of the patients undergoing MRI
- e) Administration & Radiation safety in Interventional procedures.

**Learning Outcomes**

- a. To be able to effectively handle the various diagnostics technologies such as X-Ray, USG, CT, MRI, 2D Echo & other scans.
- b. To be able to effectively interpret abnormalities observed in the imaging and bring to the knowledge of radiologist & concerned specialist.
- c. To be able to manage all the equipment effectively used in diagnostic radiology & interventional radiology.
- d. To be able to understand & ensure implementation of Radiation Safety measures.

**Eligibility for Admission**

- 1) The minimum age for admission shall be 17 years on 31<sup>st</sup> December of the year in which admission is sought

**Minimum education**

10+2 class passed with Science subjects (Physics, Chemistry, Biology) & English Core/English Elective with aggregate of 50% marks from any recognized board.


**Method Of Selection**

Admission are made based on the merit list prepared following on interview by a board of faculty members.

**Course Structure**

- a) **B.Sc. Courses**






**BHARATI VIDYAPEETH**  
(Deemed to be University) Pune, India  
**MEDICAL COLLEGE, PUNE**  
PUNE –SATARA ROAD, PUNE – 411 043.



The duration of courses is 3 years divided in to 6 semesters including followed by one year of internship. I & II semester shall be common for all the specialization. III, IV, V & VI semesters involve theory, practical and handling of equipment in the respective specialty. I & II semester


will have minimum of 90 days, teaching spread over 15 weeks excluding holidays Sundays, vacations, and three weeks of exams followed by CAP.



**BHARATI VIDYAPEETH**  
(Deemed to be University) Pune, India  
**MEDICAL COLLEGE, PUNE**  
PUNE –SATARA ROAD, PUNE – 411 043.



- 1) The Syllabus is common during I and II semesters for all B.Sc. Paramedical courses. The subjects include Anatomy, Physiology, Microbiology, Pathology, Biochemistry, Pharmacology, Community medicine, English and Communication skills, Principles of Nursing, Computer related to Medical Care.
- 2) The Syllabus and the related topics and numbers of hours of teaching in each semester (both theory and practical's) has been based on 'Credit Based Scoring System. As per UGC guidelines, component wise weightage will be as follows :-
  - i) General Education Components – 40%
  - ii) Skill Development Components – 60%



**BHARATI VIDYAPEETH**  
(Deemed to be University) Pune, India  
**MEDICAL COLLEGE, PUNE**  
PUNE –SATARA ROAD, PUNE – 411 043.



- 3) **CHOICE BASED CREDIT SYSTEM (CBCS)** :- The CBCS provides choice for students to select from prescribed courses (Core, elective or minor or soft Skill Courses). Under the CBCS, the requirement for awarding a degree of diploma or certificate is prescribed in terms of number

of credit to be completed by the student. The teaching curriculum has been designed and comprises of 140 credit points in three years.

a) **Credit**

- A unit by which the course work measured.
- It determines the number of hours of instruction required per week.
- While assigning credit values to courses, one credit is considered to be equal to 15 hours of lectures and 30 hours of lab / fieldwork / in-plant training/ internship/ or any other .
- In each of the courses, credits will be assigned on the basis of the number of lectures/ tutorials/ laboratory work other forms of learning required for completing the course the instructional days for one academic year are 180 working days i.e. 90 days per semester.
- Credit Point it is the product of grade point and number of credit for a course.
- The courses in a programme shall be majorly of three kinds, namely, core courses, Open courses, or general courses. Core courses are those which are in the discipline of study and are either foundational or specializations. Core courses may either hard core (Courses which are compulsory to all students in the programme) or soft core (courses which are elective). The hard core courses also include laboratory courses, capstone courses such as internships, in – plant training or full – term projects.
- The core courses should be about 70-75% of the minimum credits that constitute the programme. Remaining 25-30% of the credits may be open courses or general courses. The open courses may be ancillary courses from other disciplines or other

# BHARATI VIDYAPEETH

(Deemed to be University) Pune, India

## MEDICAL COLLEGE, PUNE

PUNE –SATARA ROAD, PUNE – 411 043.

specializations or inter – disciplinary. About 5 – 10 % of the credits may be for general courses. .

- The evaluation for all courses shall have two components – Internal assessment (IA) and end of the term University Examination (UE).

**b) Grade Point:- Grading System For Various B.Sc. Courses :-**

The university shall adopt a 10 – point absolute grading system for grading in each head of passing. The system will have seven grade points, the highest being 10. The grading system shall be as shown in table – 1 below. The performance indicators O, A+, A, B+, B, C and D shall respectively mean Outstanding, Excellent, Very Good, Good, Average, satisfactory and poor. It may be noted that entries in table are meant for converting marks in individual courses to grade points. The respective grade points can also be computed from the following formulas in given table 2.


Table – 1 : The Grading System Under CBCS

% Marks in a paper / practical	Grade Point	Grade Point (GP)
$80 \leq \text{Marks} \leq 100$	10	O
$70 \leq \text{Marks} < 80$	9	A+
$60 \leq \text{Marks} < 70$	8	A
$55 \leq \text{Marks} < 60$	7	B+
$50 \leq \text{Marks} < 55$	6	B
$40 \leq \text{Marks} < 50$	5	C
Marks < 40	0	D

**The Formulas to calculate the Grade Points (GP) :**

Suppose that ‘Max’ is the maximum marks assigned for an examination or evaluation based on which GP will be computed. In order to determine the GP, set  $x = \text{Max}/10$  (since we have adapted 10 – point system). Then GP is calculated by the formulas shown in table 2. After computing the grade point the grade can be found from table 1.

Table – 2: Formula to Calculate Grade Point  
In Individual Evaluations




**BHARATI VIDYAPEETH**  
(Deemed to be University) Pune, India  
**MEDICAL COLLEGE, PUNE**  
PUNE –SATARA ROAD, PUNE – 411 043.



Range of Marks at the evaluation	Formula for the Grade Point
$8x \leq M \leq 10x$	10
$5.5x \leq M < 8x$	Truncate(M/x)+2
$4x \leq M < 5.5x$	Truncate(M/x)+1

- c) **Nature Of Examination:** For all courses there shall be Internal Assessment (IA) conducted by the university. The UE will be based on the entire syllabus.
- d) Computation of grade point Averages: Cumulative performance indicators such as GPA, SGPA, or CGPA shall be calculated as described and illustrated below.
- e) (i) The performance at UE and IA will be combined to obtain the Grade Point Average (GPA) for the course. The weights for performance at UE and IA shall respectively be 60% and 40%.
- (ii) The grade point average (GPA) for a course shall be calculated by first finding the total marks out of 100 for the course. The corresponding GP (as per the table in (2) above) shall be the GPA for the course.
- (iii) Two kinds of performance indicators, namely the Semester Grade Point Average (SGPA) and the Cumulative Grade Point Average (CGPA) shall be computed at the end of each term. The SGPA measures the cumulative performance of a learner in all the courses in a particular semester, while the CGPA measures the cumulative performance in all courses since his/her enrolment. The CGPA of a learner when he/she completes the programme is the final result of the learner.
- (iv) The SGPA is calculated by the formula  $SGPA = \frac{\sum C_k * GP_k}{\sum C_k}$ , where  $C_k$  is the credit – Value assigned to a course and  $GP_k$  is the GPA obtained by the learner in the course. In the above, the sum is taken over all the courses that the learner has undertaken for the study from the time of his/her enrolment and also during the semester for which
- CGPA is calculated, including those in which he/she might have failed or those for which he/she remained absent. The CGPA shall be calculated up to two decimal place accuracy.



# BHARATI VIDYAPEETH

(Deemed to be University) Pune, India

## MEDICAL COLLEGE, PUNE



PUNE –SATARA ROAD, PUNE – 411 043.

(v) The CGPA is calculated by the formula  $CGPA = \frac{\sum Ck * GPk}{\sum Ck}$ , where Ck is the credit –

Value assigned to a course and GPk is the GPA obtained by the learner in the course. In the above, the sum is taken over all the courses that the learner has undertaken for the study from the time of his/her enrolment and also the during the semester for which CGPA is calculated, including those I which he/she might have failed or those for which he/she remained absent.

The CGPA shall be calculated up to two decimal place accuracy.

(vi) The CGPA, calculated after the minimum credits Specified for the programme are 'earned' will be the final result.

**f) Standards of Passing and ATKT Rules:-**

1. For all courses, both UE and IE constitute separate heads – of – passing (HoP). In order to pass in such courses and to 'earn' the assigned credits.


(a) The learner must obtained a minimum grade point of 5.0 (40% marks) at UE and also a minimum grade point of 5.0 (40% marks) at IA;

2. If he/she fails in IA, the learner passes in the course provided he/she obtains a minimum of 25% in IA and GPA for the course is atleast 6.0 (50% in aggregate). The GPA for a course will be calculated only if the learner passes at the UE. The following examples illustrate this rule for passing in a course under.

**Table – 3 : Illustration of passing Rule specified in E. 1**

Case No.	UE marks Out Of 60	IA marks out of 40	Total marks out of 100	GP of UE	GP of IA	GPA	Remarks
1	24	16	40	5.0	5.0	5.0	Pass
2	40	10	50	7.0	0	6.0	Pass
3	40	06	46	7.0	0	5.0	Fails at IA
4	20	40	--	0	10.0	0	Fails at UE
5	34	12	46	7.0	0	5.0	Fails at IA
6	20	15	--	0	0	0	Fails at both UE & IA

1. A student who fails at UE in a course has to reappear only at UE as a backlog candidate and clear the HoP. Similarly, A student who fails in a course at IA has to reappear only at IA as a backlog candidate and clear the HoP.




**BHARATI VIDYAPEETH**  
(Deemed to be University) Pune, India  
**MEDICAL COLLEGE, PUNE**  
PUNE –SATARA ROAD, PUNE – 411 043.



**ATKT RULES :-**

- A student is allowed to carry backlog of courses prescribed for Semester I, III & V to Sem – II, IV & VI respectively.
- A student is allowed to keep term for Semester III if he/she is failing in any number of subjects of Sem – I & II.
- Student is allowed to keep term of Sem – V, if he/she is failing in any number of subjects of Sem – III & IV but passed in all subjects of Sem – I & II.
- Students should have cleared all subjects of Semester I, II, III, IV and V to be eligible for appearing in Semester VI examination.

4) **Semester wise and teaching subject wise credits number of hours of teaching required in a semester and per week and scoring pattern of examination is as follows**



**BHARATI VIDYAPEETH**  
(Deemed to be University) Pune, India  
**MEDICAL COLLEGE, PUNE**  
PUNE –SATARA ROAD, PUNE – 411 043.



# CHOICE BASED CREDIT SYSTEM (SEM I AND SEM II)






**BHARATI VIDYAPEETH**  
 (Deemed to be University) Pune, India  
**MEDICAL COLLEGE, PUNE**  
 PUNE –SATARA ROAD, PUNE – 411 043.




SEMESTER I (COMMON)											
CORE COURSES											
Course Code & Course		Theory Credits (Total Hours)	Practical Credits (Total Hours)	Teaching Hours Per Week		Examination Scheme					
						Theory Marks			Practical Marks		
				Theory/ Tutorial	Practical	U/E	I/A	Total	U/E	I/A	Total
AH 101	ANATOMY	2 (30)	2.5(75)	3	4	40	20	60	60	40	100
AH 102	PHYSIOLOGY	2 (30)	2.5(75)	3	4	40	20	60	60	40	100
AH 103	BIOCHEMISTRY	2 (30)	2.5(75)	3	4	40	20	60	60	40	100



**BHARATI VIDYAPEETH**  
 (Deemed to be University) Pune, India  
**MEDICAL COLLEGE, PUNE**  
 PUNE –SATARA ROAD, PUNE – 411 043.




AH 104	ENGLISH	3 (45)	-	3	-	60	40	100	-	-	-		
ABILITY ENHANCEMENT ELECTIVE COURSE													
AEEC 105	PRINCIPLES OF NURSING	2 (30)	2.5(75)	3	4	40	20	60	60	40	100		
CORE ELECTIVE COURSES													
CEC 106	COMMUNICATION SKILLS*	2 (30)	-	2	-	60	40	100	-	-	-		
CEC 107	COMPUTER RELATED TO MEDICAL CARE **	1(15)	1 (30)	1	2	40	20	60	60	40	100		
1 theory credit = 15 classroom &/or experiential learning hours									1 practical credit = 30 practical training hours			<b>Total Credit Points</b>	<b>25</b>
<b>Note : Students have chosen all subjects for studying in Semester I</b>													



**BHARATI VIDYAPEETH**  
(Deemed to be University) Pune, India  
**MEDICAL COLLEGE, PUNE**  
PUNE –SATARA ROAD, PUNE – 411 043.




SEMESTER II COMMON)												
CORE COURSES												
Course Code & Course		Theory Credits (Total Hours)	Practical Credits (Total Hours)	Teaching Hours Per Week		Examination Scheme						
						Theory Marks			Practical Marks			
				Theory/ Tut/ Sem	Practical	U/E	I/A	Total	U/E	I/A	Total	
AH 201	MICROBIOLOGY	2 (30)	2 (60)	2	4	40	20	60	60	40	100	
AH 202	PATHOLOGY	2 (30)	2 (60)	2	4	40	20	60	60	40	100	
AH 203	PHARMACOLOGY	2 (30)	2 (60)	2	4	40	20	60	60	40	100	
AH 204	COMMUNITY MEDICINE	2 (30)	2 (60)	2	4	40	20	60	60	40	100	
ABILITY ENHANCEMENT ELECTIVE COURSE												
AEEC 205	ENVIRONMENT STUDIES	3 (45)	-	3	-	60	40	100	-	-	-	
CORE ELECTIVE COURSE												
CEC 206	HOSPITAL OPERATIONAL MANAGEMENT	2 (30)	2 (60)	2	4	40	20	60	60	40	100	
OR												
CEC 207	INTRODUCTION TO QUALITY AND PATIENT SAFETY	2 (30)	2 (60)	2	4	40	20	60	60	40	100	
1 theory credit = 15 classroom &/or experiential learning hours								1 practical credit = 30 practical training hours			<b>Total Credit Points</b>	<b>23</b>



**BHARATI VIDYAPEETH**  
(Deemed to be University) Pune, India  
**MEDICAL COLLEGE, PUNE**  
PUNE –SATARA ROAD, PUNE – 411 043.




**SEMESTER PATTERN**  
**TEACHING DAYS**  
**AND**  
**EXAMINATION PATTERN (Including)**



**BHARATI VIDYAPEETH**  
(Deemed to be University) Pune, India  
**MEDICAL COLLEGE, PUNE**  
PUNE –SATARA ROAD, PUNE – 411 043.  
**INTERNAL ASSESSMENT**



**SEMESTER DURATION AND TEACHING DAYS**



**BHARATI VIDYAPEETH**  
(Deemed to be University) Pune, India  
**MEDICAL COLLEGE, PUNE**  
PUNE –SATARA ROAD, PUNE – 411 043.



**Distribution of semester will be as follows**

Semester III (Jul 2023 – Dec 2023)  
Semester IV (Jan 2024 – Jun 2024)  
Semester V (Jul 2024 – Dec 2024)  
Semester VI (Jan 2025 – Jun 2025).

**Each semester will have minimum 90 teaching days spreaded over a period of 16 weeks.**

**Weekly Training Programme**

Weekly Training Programme will be made based on 'Credit Points' and allotted 'Teacher hours per week' and its record will be kept in respective departments and a copy of the same will also be forwarded to 'School of Allied Health Sciences' (Skill Development Courses)

**Examination Pattern**


Has been given separately in subsequent pages.

**Remuneration**

Following remuneration / honorarium will be paid to faculties:-

Existing Faculty	Rs. 600/- per lecture
Visiting / Guest Faculty	Rs. 1000/ - per lecture

Remuneration/Honorarium will be paid online after consolidated summary made at the end of each month



**BHARATI VIDYAPEETH**  
(Deemed to be University) Pune, India  
**MEDICAL COLLEGE, PUNE**



PUNE –SATARA ROAD, PUNE – 411 043.


**Remuneration will only be generated by School Of Allied Health Sciences after receiving the training Programme of previous month.**

**B.Sc. (All B.Sc. Courses)**

**University Exam Pattern (Semester-I)**  
**THEORY- Core Course (Except English)**  
**(Anatomy, Physiology, Biochemistry)**

Theory			Practical			Grand Total
University Exam (U/E)	Internal Assessment (I/A)	Total	U/E	I/A	Total	160
40	20	60	60	40	100	

**A) Theory: Question paper pattern ( 40 marks)**



**BHARATI VIDYAPEETH**  
(Deemed to be University) Pune, India  
**MEDICAL COLLEGE, PUNE**  
PUNE –SATARA ROAD, PUNE – 411 043.




Type of Questions	No of questions	Marks allotted for each question	Total marks
Long Answer Question (LAQ)	2 out of 4	07	14
Short answers Question (SAQ)	4 out of 6	04	16
Multiple Choice Question (MCQ)	10 out of 10	01	10
Total	16	--	40

**Theory: Question paper pattern ( 60 marks)**

**(ENGLISH)**

Type of Questions	No of questions	Marks allotted for each question	Total marks
Long Answer Question (LAQ)	2 out of 4	10	20





**BHARATI VIDYAPEETH**  
(Deemed to be University) Pune, India  
**MEDICAL COLLEGE, PUNE**  
PUNE –SATARA ROAD, PUNE – 411 043.




Short answers Question (SAQ)	4 out of 6	05	20
Multiple Choice Question (MCQ)	10 out of 10	02	20
Total	16	--	60

**THEORY – CORE ELECTIVE COURSES**

Following examination pattern will be follows.

**Computers related to Medical Care**

Type of Questions	No of questions	Marks allotted for each question	Total marks
Long Answer Question (LAQ)	2 out of 4	07	14
Short answers Question (SAQ)	4 out of 6	04	16
Multiple Choice Question (MCQ)	10 out of 10	01	10



**BHARATI VIDYAPEETH**  
(Deemed to be University) Pune, India  
**MEDICAL COLLEGE, PUNE**  
PUNE –SATARA ROAD, PUNE – 411 043.



Total	16	--	40
-------	----	----	----

**Communication Skill**


**Theory: Question paper pattern ( 60 marks)**

Type of Questions	No of questions	Marks allotted for each question	Total marks
Long Answer Question (LAQ)	2 out of 4	10	20
Short answers Question (SAQ)	4 out of 6	05	20
Multiple Choice Question (MCQ)	10 out of 10	02	20
Total	16	--	60

**ABILITY ENHANCEMENT ELECTIVE COURSES**

**Theory: Question paper pattern ( 40 marks)**

**(PRINCIPLES OF NURSING)**



**BHARATI VIDYAPEETH**  
(Deemed to be University) Pune, India  
**MEDICAL COLLEGE, PUNE**  
PUNE –SATARA ROAD, PUNE – 411 043.



Type of Questions	No of questions	Marks allotted for each question	Total marks
Long Answer Question (LAQ)	2 out of 4	07	14
Short answers Question (SAQ)	4 out of 6	04	16
Multiple Choice Question (MCQ)	10 out of 10	01	10
Total	16	--	40

**UNIVERSITY EXAM**


**PRACTICAL**

**PRACTICALS Total Marks – 60**

Distribution of marks will be as follows

- (a) Spots – 20
- (b) Viva – 20
- (c) Practical / Procedure – 20

(In case there is no procedure during a semester, these marks will be added in viva).



**BHARATI VIDYAPEETH**  
(Deemed to be University) Pune, India  
**MEDICAL COLLEGE, PUNE**



PUNE –SATARA ROAD, PUNE – 411 043.

**INTERNAL ASSESSMENT**  
**(MID SEMESTER EXAM)**


Will be based on their performance in Mid Semester exam which will be conducted at the end of 8/9 weeks of teaching in both theory & practical dates of which will be given by School of Allied Health Sciences

**Theory (Total Marks 20)**

**(ALL EXCEPT ENGLISH & COMMUNICATION SKILL)**

Following examination pattern will be follows.

Type of Questions	No of questions	Marks allotted for each question	Total marks
Short answers Question (SAQ)	2 out of 3	05	10
Multiple Choice Question (MCQ)	10 out of 10	01	10
Total		--	20



**BHARATI VIDYAPEETH**  
(Deemed to be University) Pune, India  
**MEDICAL COLLEGE, PUNE**  
PUNE –SATARA ROAD, PUNE – 411 043.  
**THEORY (ENGLISH & COMPUTER SKILL)**



Type of Questions	No of questions	Marks allotted for each question	Total marks
Long Answer Question (LAQ)	2 out of 3	2×10	20
Short answers Question (SAQ)	2 out of 3	2×5	10
Multiple Choice Question (MCQ)	10 out of 10	10×1	10
Total		-	40


**PRACTICAL**

**Total Marks – 40**

Distribution of marks will be as follows

- (a) Spots / Practical's -20
- (b) Viva-20

***Each student will be given an assignment / tutorial and will be made to do a presentation for which marks as above will be allotted.***



**BHARATI VIDYAPEETH**  
(Deemed to be University) Pune, India  
**MEDICAL COLLEGE, PUNE**  
PUNE –SATARA ROAD, PUNE – 411 043.




**B.Sc. (All B.Sc. Courses)**

**University Exam Pattern (Semester-II)**

**THEORY- Core Courses**

**(Microbiology, Pathology, Pharmacology, Community Medicine)**

Theory			Practical			Grand Total
University Exam	Internal Assessment	Total	U/E	I/A	Total	
						160



**BHARATI VIDYAPEETH**  
(Deemed to be University) Pune, India  
**MEDICAL COLLEGE, PUNE**  
PUNE –SATARA ROAD, PUNE – 411 043.



(U/E)	(I/A)					
40	20	60	60	40	100	


Theory: Question paper pattern ( 40 marks)

(Microbiology, Pathology, Pharmacology, Community Medicine)

Type of Questions	No of questions	Marks allotted for each question	Total marks
Long Answer Question (LAQ)	2 out of 4	07	14
Short answers Question (SAQ)	4 out of 6	04	16
Multiple Choice Question (MCQ)	10 out of 10	01	10
Total	16	--	40

**ABILITY ENHANCEMENT ELECTIVE COURSES**

Theory: Question paper pattern (60 marks)



# BHARATI VIDYAPEETH

(Deemed to be University) Pune, India

## MEDICAL COLLEGE, PUNE

PUNE –SATARA ROAD, PUNE – 411 043.




Type of Questions	No of questions	Marks allotted for each question	Total marks
Long Answer Question (LAQ)	2 out of 4	10	20
Short answers Question (SAQ)	4 out of 6	05	20
Multiple Choice Question (MCQ)	10 out of 10	02	20
Total	16	--	60

### Theory – Core Elective Courses

Following examination pattern will be follows.

Type of Questions	No of questions	Marks allotted for each question	Total marks
Long Answer Question (LAQ)	2 out of 4	07	14
Short answers Question (SAQ)	4 out of 6	04	16





**BHARATI VIDYAPEETH**  
(Deemed to be University) Pune, India  
**MEDICAL COLLEGE, PUNE**  
PUNE –SATARA ROAD, PUNE – 411 043.



Multiple Choice Question (MCQ)	10 out of 10	01	10
Total	16	--	40

**UNIVERSITY EXAM**

**PRACTICAL**

**PRACTICALS Total Marks – 60**

Distribution of marks will be as follows

- (d) Spots – 20
- (e) Viva – 20
- (f) Practical / Procedure – 20


(In case there is no procedure during a semester, these marks will be added in viva).

**INTERNAL ASSESSMENT**  
**(MID SEMESTER EXAM)**

Will be based on their performance in Mid Semester exam which will be conducted at the end of 8/9 weeks of teaching in both theory & practical dates of which will be given by School of Allied Health Sciences

**Theory (Total Marks 20)**

Following examination pattern will be follows.



**BHARATI VIDYAPEETH**  
(Deemed to be University) Pune, India  
**MEDICAL COLLEGE, PUNE**  
PUNE –SATARA ROAD, PUNE – 411 043.



Type of Questions	No of questions	Marks allotted for each question	Total marks
Short answers Question (SAQ)	2 out of 3	05	10
Multiple Choice Question (MCQ)	10 out of 10	01	10
Total		--	20


**PRACTICAL**

**Total Marks – 40**

Distribution of marks will be as follows

- (c) Spots -20
- (d) Viva-20


***Each student will be given an assignment / tutorial and will be made to do a presentation for which marks as above will be allotted.***



**BHARATI VIDYAPEETH**  
(Deemed to be University) Pune, India  
**MEDICAL COLLEGE, PUNE**  
PUNE –SATARA ROAD, PUNE – 411 043.



# SEMESTER - I



**BHARATI VIDYAPEETH**  
(Deemed to be University) Pune, India  
**MEDICAL COLLEGE, PUNE**  
PUNE –SATARA ROAD, PUNE – 411 043.



**SUBJECT-ANATOMY (AH101)**


**Learning Objectives:-**

- 1) To give theoretical knowledge and its application, to undertake training in Anatomy.
- 2) To broaden the horizon of students by teaching them regarding various bones, joints, musculoskeletal system and loco motor system.

**Syllabus is as follows :-**

***Unit I - Human Body as a whole***

1. Define anatomy.
2. List the sub-divisions of anatomy.
3. Describe the Anatomical terms of location and position of various parts and organs in the human body
4. Fundamental planes of the body.
5. Enumerate the levels of organization of human body.
6. Structure of cell
7. Basic Tissues of the body - classification and preparation of tissue for observation under microscope – describe properties of various basic tissues of the body with examples – Epithelial tissue, connective tissue, muscular tissue, nervous tissue.
8. Microscope- Parts of microscope and functions
- 9.



**BHARATI VIDYAPEETH**  
(Deemed to be University) Pune, India  
**MEDICAL COLLEGE, PUNE**  
PUNE –SATARA ROAD, PUNE – 411 043.




*Unit II - Loco motor System*

**Skeletal system:**

1. Classify different types of bones.
2. Describe different parts of bone.
3. Understand blood supply of a long bone.
4. Identify major bones of the body and their parts
5. Classify different joints with examples.
6. Describe general features of a synovial joint.
7. Classification of different types of synovial joints with type of movements and examples.
8. Classify different types of muscles.
9. List the names of muscles as functional groups.
10. Describe important muscles in the body.- Trapezius, Deltoid, Pectoralis major, Gluteus maximus, Hamstring muscles, Soleus, sternocleidomastoid, oblique muscles of abdomen, muscles of tongue, scapular muscles
11. **Describe the following :**  
Axilla, cubital fossa, popliteal fossa, Triangles of neck, Flexor and Extensor Retinaculum, Palmar and Plantar Apo neurosis
12. Describe Type, Sub type, Articular surface, Ligaments, Relations, Blood supply, Nerve supply, Movements and Clinical Anatomy of Shoulder joint, Elbow Joint, Wrist joint, 1<sup>st</sup> carpo-metacarpal joint, Hip Joint, Knee Joint, Ankle Joint

*Unit III - Nervous System*

1. Parts of nervous system.
2. Structure of nervous tissue.
3. Spinal cord - coverings, extent, general features, sub-divisions, structural organization of grey matter and



# **BHARATI VIDYAPEETH**

(Deemed to be University) Pune, India

## **MEDICAL COLLEGE, PUNE**



PUNE –SATARA ROAD, PUNE – 411 043.

white matter. Blood supply. Formation of tracts –Posterior column pathway, pyramidal tract and their clinical importance. Injuries to spinal cord.


4. Brain stem – components, Blood supply, important functional components and effect of their injury
5. Cerebellum – location, parts, functional subdivisions, connexions, blood supply and functional importance
6. Cerebrum – surfaces, poles, lobes, blood supply, sulci, gyri and important functional areas and their clinical importance. Thalamus, hypothalamus, basal ganglia, corpus striatum, hippocampus and amygdala – their location and function.
7. Cranial nerves – names, location of nucleus and the functional components
8. Spinal nerves – Course of a typical spinal nerve. Formation of plexuses – brachial, lumbar – important nerves of upper limb, lower limb.

### **Unit IV - Circulatory System**

1. General plan of circulatory system.
2. Pulmonary, portal and systemic circulations.
3. Structure of cardiac muscle, blood vessels.
4. Thoracic cavity – Bony cage, muscles – intercostal muscles, diaphragm
5. Mediastinum – sub-divisions, contents
6. Heart - coverings, external features, chambers, blood supply, nerve supply.
7. Major arteries of upper limb, lower limb, head and neck, abdomen and pelvis.
8. Important veins – superior and inferior vena cava, portal vein, veins of upper limb and lower limb - varicose veins and their importance
9. Lymphatic system – components, Describe in brief anatomy and microscopic structure of lymphoid organs – lymphnode, tonsil, thymus, spleen, thoracic duct.

### **Unit V - Respiratory System**

1. Parts of respiratory system.
2. Nasal cavity, paranasal air sinuses, nasal septum, lateral wall of nose.



**BHARATI VIDYAPEETH**  
(Deemed to be University) Pune, India  
**MEDICAL COLLEGE, PUNE**  
PUNE –SATARA ROAD, PUNE – 411 043.




3. Pharynx – extent, sub-divisions, muscles
4. Larynx – cartilages, muscles, parts, nerve supply
5. Trachea and bronchial tree – extent, measurements, histological structure of trachea – subdivisions of bronchial tree – broncho-pulmonary segments and their clinical importance
6. Pleura – types, reflections, recesses
7. Lung – location, relations, lobes, fissures, surfaces.

**Unit VI - Digestive System**

1. Abdomen – quadrants, musculature of wall, Formation inguinal canal, rectus sheath and their importance
2. Components of digestive system.
3. Mouth - Tongue, palate – Structure of tongue
4. Salivary glands – parotid, sub-mandibular – Brief anatomy and structure
5. Stomach – position, parts, blood supply, nerve supply, lymphatic drainage, relations, structure
6. Small intestine – sub-divisions, microscopic structure
7. Large intestine in general - sub-divisions, microscopic structure. Specific -caecum and appendix
8. Accessory organs of digestive system –Liver, pancreas, extra hepatic biliary apparatus - Gross features, relations, blood supply, microscopic structure.

**Unit VII - Excretory and Reproductive Systems Learning objectives:**

1. Excretory system – parts
2. Kidney – Gross anatomy and microscopic structure.
3. Ureter, urinary bladder and urethra – gross anatomy in brief.
4. Male reproductive system – parts – external genitalia – Testis and duct system in detail. Microscopic structure of testis.
5. Female reproductive system - parts – external genitalia – Ovaries and duct system in detail. Microscopic structure of Ovary and uterus.



**BHARATI VIDYAPEETH**  
(Deemed to be University) Pune, India  
**MEDICAL COLLEGE, PUNE**  
PUNE –SATARA ROAD, PUNE – 411 043.



6. Accessory organs of reproduction – prostate gland, mammary gland- gross anatomy and their structure


**Unit VIII - Endocrine System**

1. List the endocrine glands and their location
2. Thyroid and parathyroid glands – location, relations, blood supply, functions, clinical importance – Microscopic structure
3. Pituitary gland – location, parts, relations, blood supply, functions, clinical importance- Microscopic structure
4. Supra renal gland - location, parts, relations, blood supply, functions, clinical importance - Microscopic structure.

**Syllabus (Practical)**

- General Anatomy of cartilage, bone, joints, muscles and vessels
- Bones, muscles and joints of Upper limb
- Bones, muscles and joints of Lower limb
- Thorax - Bones of thorax, Mediastinum, Lungs and pleura, Heart and pericardium
- Abdomen – pelvis, organs of Alimentary system, excretory system, male and female reproductive System
- Vertebral column
- CNS – parts of brain with functions, cerebrum, cerebellum
- Histology – of basic tissues – epithelium, bone, cartilage, muscles, vessels
- Living anatomy and Bony landmarks
- Embryology – spermatogenesis, oogenesis, Fertilization, early development
- Introduction to Genetics





**BHARATI VIDYAPEETH**  
(Deemed to be University) Pune, India  
**MEDICAL COLLEGE, PUNE**  
PUNE –SATARA ROAD, PUNE – 411 043.




**SUBJECT- PHYSIOLOGY (AH102)**

**Learning Objectives:-**

1. To have an enhanced knowledge and appreciation of mammalian physiology;
2. To understand the basic functions of important physiological systems including the cardio-respiratory, renal, reproductive and metabolic systems;
3. To understand how these separate systems interact to yield integrated physiological responses to challenges such as exercise, fasting and ascent to high altitude, and how they can sometimes fail;
5. To be able to recognize and identify principal tissue structures.


S. No	Chapter	Topics
1	General Physiology	Concept of Homeostasis, Cell structure and function, Transport across cell membrane
2	Nerve Muscle Physiology	Action Potential, Structure and classification of nerves, N-M Junction, Muscle contraction and E-C coupling
3	Blood	Blood Composition and functions, Leucocyte structure and function, RBC- Structure, Function and Erythropoiesis, Platelet- Structure and



**BHARATI VIDYAPEETH**  
 (Deemed to be University) Pune, India  
**MEDICAL COLLEGE, PUNE**  
 PUNE –SATARA ROAD, PUNE – 411 043.




		Functions, Plasma Proteins and Immunity
4	Cardiovascular System	Functional anatomy and Nerve supply of heart, Origin and spread of cardiac impulse, Cardiac cycle, cardiac output, Heart rate, ECG
5	Respiratory System	Structure of Respiratory tract, Mechanism of Respiration, Regulation of respiration, Transport of Oxygen and Transport of CO <sub>2</sub> , Hypoxia and Cyanosis
6	Excretory System	Structure of nephron and blood supply, Formation of urine- Filtration, Formation of Urine- Reabsorption and secretion, Micturition reflex, Daily output of urine, Bladder abnormalities, Diuretics,
7	Skin	Sweat gland, Temperature regulation
8	Digestive system	Functions of saliva, Stomach- Structure, gastric glands, Functions of gastric juice, Pancreatic juice- Composition and function, Functions of bile, Deglutition and Motility
9	Nervous system	Synapse and synaptic transmission, Reflex and properties of reflex, Sensory ending and sensory mechanisms, Spinal cord pathways, Thalamus, Basal Ganglia and Parkinsonism, Cerebellum – Functions, Cerebrospinal fluid and Autonomic Nervous system
10	Special senses	Physiology of vision, Audition and Vestibular apparatus



**BHARATI VIDYAPEETH**  
(Deemed to be University) Pune, India  
**MEDICAL COLLEGE, PUNE**  
PUNE –SATARA ROAD, PUNE – 411 043.



11	Endocrine system	Anterior and posterior Pituitary gland hormone, Diabetes insipidus, Dwarfism, Gigantism, Acromegaly Thyroid hormone- Functions, Cretinism, Myxedema, Goiter and Grave's disease Parathyroid hormone- Functions, Tetany Insulin- Actions, Diabetes mellitus Adrenal cortical hormones
12	Reproductive system	Male reproductive organs, Spermatogenesis, Testosterone Female Reproductive organs- Menstrual cycle, Male and female contraceptive methods



**BHARATI VIDYAPEETH**  
(Deemed to be University) Pune, India  
**MEDICAL COLLEGE, PUNE**  
PUNE –SATARA ROAD, PUNE – 411 043.



**SUBJECT- BIOCHEMISTRY (AH103)**

**Learning Objectives:-**

By the end of the course, the students should be able to demonstrate knowledge and understanding in the following core areas.

Aspects of protein structure

Enzyme kinetic behavior and mechanisms

Bioinformatics

Chromatin structure in relation to gene expression

Mechanism and control of DNA transcription in animals

DNA damage repair, and integrity, immortalization

Protein synthesis & translational control.

Molecular microbiology of infectious disease


**Syllabus is as follows:-**

**1. H<sup>+</sup>, Acids, Bases, Buffers :**

Equilibrium constant, dissociation of water, H<sup>+</sup> concentration, pH, acids-strong and weak, bases, titration behavior, Henderson-Hasselbach equation, buffers, pH measurement, physiological buffers.

**2. Membrane and Cell:**

Organelles, functions, membrane structure, transport across membranes, ionophores, membrane proteins, transporters.



**BHARATI VIDYAPEETH**  
(Deemed to be University) Pune, India  
**MEDICAL COLLEGE, PUNE**  
PUNE –SATARA ROAD, PUNE – 411 043.



**3. Chemistry of Carbohydrates:**

Classification, important monosaccharides, stereoisomerism, anomerism. Reaction with acids, amines, oxidizing agents, reducing agents. Osazones, Disaccharides, polysaccharides.

**4. Chemistry of lipids:**

Definition, classification, nature of fatty acids, triacyl glycerol, saponification and iodine number, rancidity, antioxidants, complex lipids, steroids. energetics, Lipolysis.

**5. Chemistry of amino acids, peptides, proteins:**

Structure of 20 amino acids, grouping isomerism, charge properties, ninhydrin reaction, peptide bond, examples of peptides, Proteins –classification, Structure-primary, secondary, tertiary and quaternary forms, denaturation.

**6. Chemistry of Nucleic Acids including protein synthesis :**

History, bases, nucleosides, nucleotides. DNA and gene. Types of RNAs, Nucleotides coenzymes.

**7. Haemoglobin :**

Structure and functions of haemoglobin, Hb derivatives, degradation of Hb, Jaundice, Haemoglobinopathies

**8. Enzymes:**


History, catalyst, classification, efficiency, specificity, basic account of mechanism of action. Factors affecting enzyme activity. Units of measurement, Inhibitors – competitive, non- competitive, examples. Coenzymes, proenzymes, isoenzymes, Clinical enzymology, normal values.

**9. Vitamins:**

History, Vitamins A, D, E and K. B-complex vitamins – thiamine, riboflavin, niacin, pyridoxine, folic acid, pantothenic acid, biotin, B-12, Vitamin C. Brief account of chemistry, source, requirements, deficiency diseases, biochemical functions, Hypervitaminosis.

**10. Mineral metabolism:**

Bulk and trace elements. Sodium, potassium, Calcium, Phosphorous, Iron. Brief account of iodine, magnesium, copper, zinc, fluoride, manganese, selenium and molybdenum.



**BHARATI VIDYAPEETH**  
(Deemed to be University) Pune, India  
**MEDICAL COLLEGE, PUNE**  
PUNE –SATARA ROAD, PUNE – 411 043.



**11. Energy Metabolism:**

Calorimetry, basal metabolism, specific dynamic action, energy requirements under different conditions. Hormonal influence.

**12. Nutrition:**


Distribution of energy in dietary factors, Nitrogen balance, Protein quality, Kwashiorkar and Marasmus. Protein supplementation, Recommended dietary allowance and diet planning.

**13. Immunology :**

BASICS : Innate & acquired immunity, humoral & cell mediated immunity, antigen & antibodies

**Practical Examination Scheme for BSc Skill Development Course I year-I Semester**


Question	Heading	Marks
----------	---------	-------



**BHARATI VIDYAPEETH**  
(Deemed to be University) Pune, India  
**MEDICAL COLLEGE, PUNE**  
PUNE –SATARA ROAD, PUNE – 411 043.



<b>Q.A</b>	<b>Spots</b> <b>There will be total 5 spots of 2 marks each on following</b> a) Identification and use of common laboratory equipments and glassware: Ovens, incubators, refrigerators, deep fridge, centrifuges, water baths, water distillation apparatus, analytical balance, flasks, pipettes, cylinders funnels, tubes, thermometers, colorimeter, spectrophotometer, ELISA, Chemiluminescence.  b) Identification and use of appropriate specimen collection containers.	<b>10 Marks</b>
<b>Q.B</b>	<b>Qualitative Experiment on</b> <b>Candidate has to Perform one of the following:</b> 1) Tests on Monosaccharides(Glucose and Fructose) 2) Tests on Disaccharides(Lactose and Sucrose) 3) Precipitation Reactions of Proteins 4) Normal Constituents of Urine 5) Abnormal Constituents of Urine	<b>20 Marks</b>
<b>Q.C</b>	<b>Quantitative Estimation:</b> <b>Candidate has to Perform one of the following:</b> 1) Estimation of Blood Glucose 2) Estimation of Blood Urea 3) Estimation of Serum Total Proteins and Albumin, Calculations of Albumin: Globulin Ratio 4) Estimation of Serum Creatinine, Urine Creatinine, and calculation of Creatinine Clearance 5) Estimation of Serum Bilirubin	<b>30 Marks</b>



**BHARATI VIDYAPEETH**  
(Deemed to be University) Pune, India  
**MEDICAL COLLEGE, PUNE**  
PUNE –SATARA ROAD, PUNE – 411 043.



	<b>Total</b>	<b>60 Marks</b>
--	--------------	-----------------

**SUBJECT ENGLISH (AH 104)**

**Learning Objectives:-**


At the end of the course student will be able:-

- a. to enable the learner to communicate effectively and appropriately in real life situation
- b. to use English effectively for study purpose across the curriculum
- c. to develop interest in and appreciation of Literature;
- d. to develop and integrate the use of the four language skills i.e.

**UNIT-1 PROSE**

1. SECRET OF WORK ---- SWAMI VIVEKANANDA
2. PLAYING THE ENGLISH GENTLEMAN ----- M. K. GANDHI





**BHARATI VIDYAPEETH**  
(Deemed to be University) Pune, India  
**MEDICAL COLLEGE, PUNE**  
PUNE –SATARA ROAD, PUNE – 411 043.



**UNIT-2 POETRY**

1. ECOLOGY ----- A.K. RAMANUJAN
2. LA BELLE DAME SANS MERCI -----JOHN KEATS

**UNIT – 3 SHORT STORY**


1. THE BOY WHO BROKE THE BANK ----- RUSKIN BOND
2. LOTTERY TICKETS ----- ANTONCHEKOV
3. THE DEATH TRAP ----- SAKI (H.M. MUNRO)

**UNIT -4 GRAMMAR**

1. CORRECTION OF SENTENCES
2. MATCH THE ONE WORD SUBSTITUTE
3. LETTER WRITING
4. EXPANSION OF PROVERBS
5. PRECIS WRITING
6. COMPREHENSION OF PASSAGE

**SUBJECT-PRINCIPLES OF NURSING (AEEC105)**

**Learning Objectives:-**



# **BHARATI VIDYAPEETH**

(Deemed to be University) Pune, India

## **MEDICAL COLLEGE, PUNE**



PUNE –SATARA ROAD, PUNE – 411 043.

1. To help individuals to attain independence in self-care. It necessitates development of compassion and understanding of human behavior among its practitioners to provide care with respect and dignity and protect the rights of individuals and groups.
2. A central goal of care is to promote, maintain, and restore the well-being and health of women, families, and communities. Accountability:
3. To learn principles of nursing keeping SMART in mind :- 'Specific' refers to who, what, when, where, and why. 'Measurable' means that you can actually measure and evaluate the progress of that goal in a concrete way. 'Action-oriented' means there are actions that can be taken to reach the goal.  
Reasonable means that they are helpful in patient care & welfare  
Timely means that care is provided in a timely manner to avoid complication & morbidities.

### **Unit I : Nursing & Nursing process:**


Definition, concept of Nursing, History of Nursing, Nursing process, Problems solving approach, Assessment, Diagnosis, planning, Implementation and Evaluation.

### **Unit II : First aid and Nursing Emergencies:**

Definition, basic principles, scope and rules.

Wounds, hemorrhages, shock, fracture, dislocation and muscle injuries, respiratory emergencies, resuscitation, unconsciousness, Miscellaneous conditions, burns, scalds, foreign bodies in the skin, eyes, ear, nose, throat and stomach. Frost bite, effects of heat cramps, bites and stings. Poisoning.

Transporting injured persons.



**BHARATI VIDYAPEETH**  
(Deemed to be University) Pune, India  
**MEDICAL COLLEGE, PUNE**  
PUNE –SATARA ROAD, PUNE – 411 043.



**Unit III : Personal Hygiene and Health**

Menstrual hygiene, clothing, mental health, common health problems of poor personal hygiene.

**Unit IV : Comfort, Rest and Sleep**


**Unit V : Hospital Housekeeping**

**Unit VI : Health Education**

Introduction to principles and methods of health education. Use of audio visual aids, mass education, role of nurse in health education.

**Clinical Practicals :**

1. First Aid, CPR, (for pediatric and adult) Bandaging types.
2. Practice of various comfort devices, various positions in nursing foundation lab.
3. Health talk, preparation of 3-5 types of A.V. Aids,
4. Ward visit to monitor BMW management.
5. Assessment of Pulse, Respiration and Temperature (can be add)



**BHARATI VIDYAPEETH**  
(Deemed to be University) Pune, India  
**MEDICAL COLLEGE, PUNE**  
PUNE –SATARA ROAD, PUNE – 411 043.



**COMMUNICATION SKILLS (CEC 106)**


**Learning Objectives:**

1. Students will be able to understand and apply knowledge of human communication and language processes as they occur across various contexts, e.g., interpersonal, intrapersonal, small group, organizational, media, gender, family, intercultural communication, technologically mediated communication, etc. from multiple perspectives.
2. Students will be able to find, use, and evaluate primary academic writing associated with the communication discipline.
3. Students will develop knowledge, skills, and judgment around human communication that facilitate their ability to work collaboratively with others. Such skills could include communication competencies such as managing conflict, understanding small group processes, active listening, appropriate self-disclosure, etc. Students will be able to communicate effectively orally and in writing.

**Syllabus is as follows:-**

**CS-1: ASPECTS OF COMMUNICATION**

**Unit-1: Communication: An Introduction**



**BHARATI VIDYAPEETH**  
(Deemed to be University) Pune, India  
**MEDICAL COLLEGE, PUNE**  
PUNE –SATARA ROAD, PUNE – 411 043.



- Definition, Nature and Scope of Communication
- Importance and Purpose of Communication
- Process of Communication
- Types of Communication


**Unit-2: Non-Verbal Communication**

- Personal Appearance
  - Gestures
  - Postures
- Facial
  - Expression
  - Eye Contacts
- Body
  - Language(Kinesics)
  - Time language
- Silence
  - Tips for Improving Non-Verbal Communication

**Unit-3: Effective Communication**

- Essentials of Effective Communication
- Communication Techniques
- Barriers to Communication

**CS-2: VERBAL COMMUNICATION (ORAL-AURAL)**



**BHARATI VIDYAPEETH**  
(Deemed to be University) Pune, India  
**MEDICAL COLLEGE, PUNE**  
PUNE –SATARA ROAD, PUNE – 411 043.



**Unit-4: Listening Skills-I**

- Purpose of Listening
- Listening to Conversation (Formal and Informal)
- Active Listening- an Effective Listening Skill
- Benefits of Effective Listening
- Barriers to Listening

**Unit-5: Listening Skills-II**


- Academic Listening (Listening to Lectures)
- Listening to Talks and Presentations

**Unit-6: Oral Communication Skills (Speaking Skills)-I**

- Importance of Spoken English

**Unit-7: Oral Communication Skills-II (Communication in Context-I)**

- Asking for and giving information
- Offering and responding to offers
- Requesting and responding to requests
- Congratulating people on their success
- Expressing condolences



**BHARATI VIDYAPEETH**  
(Deemed to be University) Pune, India  
**MEDICAL COLLEGE, PUNE**  
PUNE –SATARA ROAD, PUNE – 411 043.



Asking questions and responding politely

Apologizing and forgiving

**Unit-8: Oral Communication Skills-III (Communication in Context-II)**

Giving instructions

Seeking and giving permission

Expressing opinions(likes and dislikes)

Agreeing and disagreeing

Demanding explanations

Asking for and giving advice and suggestions

Expressing sympathy

**CS-3: VERBAL COMMUNICATION (WRITTEN)**

**Unit-9: Effective Writing Skills-I**

Elements of Effective Writing (What is writing?)

The Sentence, Phrases and Clauses

Types of Sentences

**Unit-10: Effective Writing Skills-II**

Main Forms of Written Communication



**BHARATI VIDYAPEETH**  
(Deemed to be University) Pune, India  
**MEDICAL COLLEGE, PUNE**  
PUNE –SATARA ROAD, PUNE – 411 043.



- Paragraph Writing (Linkage and Cohesion)
- Letter Writing(formal and informal)
- Essay writing
- Notices

**Unit-11: Effective Writing Skills-III**

- Summarising
- Précis Writing
- Note-making

**CS-4: COMMUNICATION AS A SKILL FOR CAREER BUILDING**

**Unit-12: Preparing for a Career**

- Identifying job openings
- Applying for a job
- Preparing Cover letters
- Preparing a CV/Resume and Effective Profiling

**Unit-13: Presentation Skills**

- Preparing a PowerPoint Presentation
- Greeting and introducing





# **BHARATI VIDYAPEETH**

(Deemed to be University) Pune, India  
**MEDICAL COLLEGE, PUNE**  
PUNE –SATARA ROAD, PUNE – 411 043.



- Group Discussions
- Preparing for and Facing a Job Interview

## **Unit-14: Telephone Skills**


- Basics of Telephone communication
- How to handle calls- telephone manners
- Leaving a message
- Greeting and Leave Taking over phone(etiquette)

## **Unit-15: Time & Stress Management**

- Identifying Time Wasters
- Time Management Tips
- Identifying Factors Responsible for Stress
- Stress Management Tips
- Test Preparation Tips

## **Unit-16: Soft Skills for Leadership and Team Management**

- Qualities of a Good Leader
- Leadership Styles
- Decision Making
- Intrapersonal skills




**BHARATI VIDYAPEETH**  
(Deemed to be University) Pune, India  
**MEDICAL COLLEGE, PUNE**  
PUNE –SATARA ROAD, PUNE – 411 043.



- Interpersonal skills
- Problem solving
- Critical thinking
- Negotiation skills

**Unit-17: Practical Assignments:**

- ORAL Communication
- Written Communication



**BHARATI VIDYAPEETH**  
(Deemed to be University) Pune, India  
**MEDICAL COLLEGE, PUNE**  
PUNE –SATARA ROAD, PUNE – 411 043.




## COMPUTERS RELATED TO MEDICAL CARE (CEC 107)

### Learning Objectives:-

After studying this course, one should be able to:

- understand the fundamental hardware components that make up a computer's hardware and the role of each of these components
- understand the difference between an operating system and an application program, and what each is used for in a computer
- describe some examples of computers and state the effect that the use of computer technology has had on some common products

### **I Introduction to Computers**



# **BHARATI VIDYAPEETH**

(Deemed to be University) Pune, India

## **MEDICAL COLLEGE, PUNE**



PUNE –SATARA ROAD, PUNE – 411 043.

Introduction, Computers in the field of health care, advantages and disadvantages of computers, applications of computers in various fields, types of computers, basic computer organization, input output devices

### **II Number Systems**

Introduction to number systems, positional and non-positional number system, decimal, binary, octal and hexadecimal systems and number conversion from one system to another.

### **III Computer codes and computer arithmetic**

Computer codes-BCD, EBCDIC, ASCII, Unicode,  
binary arithmetic- addition, subtraction, multiplication and division, additive methods for subtraction, multiplication and division


### **IV Processor and memory**

CPU –internal structure and functions of different parts,  
Main memory- basics, types, uses  
Secondary memory-basics, types, examples with advantages, disadvantages and uses

### **V Computer software, programming, languages**

Software/hardware concept, software types-system and application software, functions  
Programming- program planning, algorithm, flowchart and pseudo code concept with example  
Languages- Types-machine, assembly, high level, advantages and limitations, translator program and commonly used high level languages Examples

### **VI Database management, data and computer communication,**



**BHARATI VIDYAPEETH**  
(Deemed to be University) Pune, India  
**MEDICAL COLLEGE, PUNE**  
PUNE –SATARA ROAD, PUNE – 411 043.



**internet and multimedia**

Data and information concept, two methods to organize data, DBMS,

Database models

Basic elements of communication system, techniques, channels and devices, types of computer networks

Concept of internet, basic services, World Wide Web www, uses of internet

Multimedia concept, multimedia computer system, multimedia applications

**Computer Practical**

**Microsoft word**

Introduction

Introduction to MS-word

Menus

Shortcuts

Document types

Working with documents

Saving, opening new and existing document

Margins, Header & Footer

Using table properties


Editing – Deleting, Cut, Paste, Copy, Replace search, etc

Creating graphs, borders & shading, tables

Printing, page set up etc

Assignments covering above points

**Microsoft Excel**



# **BHARATI VIDYAPEETH**

(Deemed to be University) Pune, India

## **MEDICAL COLLEGE, PUNE**

PUNE –SATARA ROAD, PUNE – 411 043.



Introduction

Introduction to MS-Excel

Opening spread sheet

Shortcuts

Working with Spreadsheets

Opening a file, saving, using Menus

Setting margins, entering data

Rows, columns & cells

Formatting cells

Mathematical operations

Using / creating graphs, labeling & formatting graphs

Assignments covering above points

### **Microsoft PowerPoint**

Introduction

Introduction to PPT

Creating, saving & opening a presentation

Working with templates

Setting backgrounds, presentation layouts

Insert pictures, graphs

Assignments covering above points



**BHARATI VIDYAPEETH**  
(Deemed to be University) Pune, India  
**MEDICAL COLLEGE, PUNE**  
PUNE –SATARA ROAD, PUNE – 411 043.



**SUBJECT: MICROBIOLOGY (AH 201)**


**Learning Objectives:-**

Students will be able to acquire, articulate, retain and apply specialized language and knowledge relevant to microbiology.

Students will acquire and demonstrate competency in laboratory safety

Students will communicate scientific concepts, experimental results and analytical arguments clearly and concisely, both verbally and in writing

<b>Week No</b>	<b>Contents of Theory</b>	<b>Contents of Practical</b>	<b>Venue</b>	<b>Remark</b>
Week No 01	1. Introduction & History of Microbiology.	1. Visit to Laboratory 2. Gram Staining	Department of	




**BHARATI VIDYAPEETH**  
(Deemed to be University) Pune, India  
**MEDICAL COLLEGE, PUNE**  
PUNE –SATARA ROAD, PUNE – 411 043.



	2. Morphology of bacteria -I		Microbiology, Bharti Vidyapeeth Medical College	
Week No 02	1. Morphology of bacteria –II 2. Growth requirement of bacteria	1.Special Staining & ZN Staining 2.Motility		
Week No 03	1. Sterilization- I 2. Sterilization- II	1.Sterilization-I 2. Sterilization-II		
Week No 04	1. Antibiotic Classes & Their Action. 2. Various methods of sensitivity testing	1.ABST all methods		
Week No 05	1. Infection 2. Infection control	1.Systematic study –I 2.Systematic Study-II		
Week No 06	1. Immunity & Immunization schedule 2. Hypersensitivity-I	1.Serological reactions		
Week No 07	1. Hypersensitivity-II 2. Culture Media	1.Culture media 2.Infection Control		
Week No 08	1. Identification of bacteria 2. Respiratory Infection & meningitis	1.Respiratory infection & Meningitis 2.Enteric fever		
Week No 09	1.Enteric fever & UTI 2.Leprosy & TB	1.UTI 2.Leprosy TB		
Week No 10	1.SDT & Miscellaneous infections 2. Wound Infections & HAI	1.STD 2.Wound infection &HAI		
Week No 11	1.Mycology –I (Yeast) 2. Mycology-II ( Moulds)	1.Mycology-I (yeast) 2.Mycology -		
Week No 12	1.Hepatitis, HIV 2.Dengue, Chikungunya, Influenza	1.Virology-I 2.Virology-II		






**BHARATI VIDYAPEETH**  
(Deemed to be University) Pune, India  
**MEDICAL COLLEGE, PUNE**  
PUNE –SATARA ROAD, PUNE – 411 043.



Week No 13	1.Polio, Rabies 2. introduction to parasitology	1.Protozoa 2.Helminths		
Week No 14	1.Entamoeba Histolytica, Malaria 2.T.solium, T.saginata, E.granulosus	1.Anaerobic Infections 2.Laboratory Animals		
Week No 15	1.Ascaris, Hookworm 2. Filaria	1.Quality Control In Microbiology		



**BHARATI VIDYAPEETH**  
(Deemed to be University) Pune, India  
**MEDICAL COLLEGE, PUNE**  
PUNE –SATARA ROAD, PUNE – 411 043.



**SUBJECT: PATHOLOGY (AH 202)**

**Learning Objectives:-**

Students should learn how to evaluate laboratory and pathologic testing, including pitfalls related to specimen collection, handling methodologies, and the skills of individuals performing those tests.

Greater knowledge about laboratory tests will not only enable testing to be used more effectively but will also allow more and better understanding of the nuances and interpretation of laboratory evaluations.

Understand the pathologic basis of disease for which a particular test is performed.

Understand the principles considered in test selection for screening, diagnosis treatment and monitoring of disease.

**Syllabus is as follows :-**

- Cell injury and adaptation




**BHARATI VIDYAPEETH**  
(Deemed to be University) Pune, India  
**MEDICAL COLLEGE, PUNE**  
PUNE –SATARA ROAD, PUNE – 411 043.



- Degeneration, Necrosis and Gangrene
- Hemodynamic disturbances
- Inflammation and healing
- Chronic inflammation
- Nutritional and Environment and mental diseases
- Neoplasia
- Hematology
- Heart & blood vessels
- Respiratory diseases
- GIT, Liver diseases
- Kidney disease
- Endocrine diseases
- Bone and joint diseases
- CNS diseases
- Revision

## Syllabus Practical




**BHARATI VIDYAPEETH**  
(Deemed to be University) Pune, India  
**MEDICAL COLLEGE, PUNE**  
PUNE –SATARA ROAD, PUNE – 411 043.



- Collections of samples
- Necrosis and Gangrene
- Ischemia , Infarction
- Acute inflammation
- Chronic inflammation
- Inflammation and healing
- Neoplasia
- Anemia ,Leukemia
- CVS,Blood vessels
- Respiratory diseases
- GIT diseases
- Kidney diseases and urine
- Thyroid ,DM
- Bone and joints
- CNS diseases
- Revision

**The pattern of practical's/demonstration in Pathology will be decided as per the topic given in the syllabus.**



**BHARATI VIDYAPEETH**  
(Deemed to be University) Pune, India  
**MEDICAL COLLEGE, PUNE**  
PUNE –SATARA ROAD, PUNE – 411 043.



**SUBJECT: PHARMACOLOGY (AH 203)**

**Learning Objectives:-**

The student will be able to identify a range of drugs used in medicine and discuss their mechanisms of action.

The student will be able to report the clinical applications, side effects and toxicities of drugs used in medicine.


Knowledge of the pathogenesis of diseases, interventions for effective treatment, and mechanisms of health maintenance to prevent disease

**Subject : Pharmacology**

**Syllabus**

**Theory - Contents**

S.No	Topic	No. of Hours
1	General Pharmacology	10
2	Autonomic Nervous System	4
3	Biogenic. amines & Autocoids	4



**BHARATI VIDYAPEETH**  
(Deemed to be University) Pune, India  
**MEDICAL COLLEGE, PUNE**  
PUNE –SATARA ROAD, PUNE – 411 043.




4	Kidney - Diuretics	2
5	Chemotherapy	6
6	Endocrinology	2
7	Miscellaneous drugs	2
<b>Total Hours</b>		<b>30</b>

**Practicals**

S.No	Topic	No. of Hours
1	Practicals	9
2	Drug display	27
3	Student - discussion	27
4	Record work & Model exams	5
<b>Total Hours</b>		<b>68</b>

**Bharti Vidyapeeth**  
**School of allied health Sciences**  
**BSc Courses (Pharmacology – Syllabus)**

<i>Week No.</i>	<i>Contents of theory</i>	<i>Contents of Practical</i>
	Routes/Dosage forms	Dosage forms ,Routes display
2	Pharmacokinetics	Bioavailability , Instruments
3	Pharmacodynamics	Student discussion
4	Adverse Drug Reactions	Spotters
5	ANS – Adrenergic (Emphasis on Anaphylaxis)	Drug Display Student Discussion
6	Cholinergic	Drug Display
7	Biogenic Amines – Histaminic &	Student Discussion




**BHARATI VIDYAPEETH**  
(Deemed to be University) Pune, India  
**MEDICAL COLLEGE, PUNE**  
PUNE –SATARA ROAD, PUNE – 411 043.



	Antihistaminic	
8	Prostaglandins / NSAIDs	Drug Display
9	Contrast Media – Uses & ADRs	Drug Display
10	Chemotherapy – General Concepts	Student Discussion
11	Chemotherapy – Individual agents	Drug Display
12	Chemotherapy – Individual agents	Drug Display
13	Endo - Steroids	Student Discussion
14	Kidney - diuretics	Student Discussion
15	Chelating agents	Student Discussion

**The pattern of practical's/demonstration in Pharmacology will be decided as per the topic given in the syllabus.**



**BHARATI VIDYAPEETH**  
(Deemed to be University) Pune, India  
**MEDICAL COLLEGE, PUNE**  
PUNE –SATARA ROAD, PUNE – 411 043.  
**SUBJECT: COMMUNITY MEDICINE (AH 204)**



**LEARNING OBJECTIVES:**


At the end of the course, the learner shall be :

1. Aware of the physical, social, psychological, economic, and environmental health determinants of health and disease.
2. Able to think epidemiologically, diagnose totally, treat comprehensively and be able to function as community and first contact physician.
3. Able to apply the clinical skills to recognize and manage common health problems including their physical, emotional and social aspects at the individual, family and community levels and deal with public health emergencies.
4. Able to identify, prioritize and manage the health problems of the community after making community diagnosis.
5. Able to perform as an effective leader of health team at primary care level.

**BSc courses (Semester I/II)**

Week No.	Mode of teaching- Lecture	No. Of hours	Mode of teaching- Small group ( Practical)	No. Of hours
Week 01	Concept in Community Medicine	2	Introduction, Disinfection-I	4
Week 02	Mode of transmission of disease and methods of control	2	Disinfection-II	4
Week 03	Health services and Primary health center	2	Nutrition- I	4
Week 04	Nutritional Health	2	Nutrition- II	4
Week 05	Epidemiology of Communicable Diseases	2	Immunization	4
Week 06	Epidemiology of Communicable Diseases	2	Field visit-I	4
Week 07	Epidemiology of Non Communicable Diseases	2	Field visit-II	4
Week 08	Epidemiology of Non Communicable Diseases	2	Field visit-III	4
Week 09	National Health Programme	2	Family planning	4





# BHARATI VIDYAPEETH


(Deemed to be University) Pune, India

## MEDICAL COLLEGE, PUNE



PUNE –SATARA ROAD, PUNE – 411 043.

Week 10	Disease Control Programme	2	Hospital waste management	4
Week 11	Demography and Population Control-I	2	Seminar-I	4
Week 12	Demography and Population Control-II	2	Seminar-II	4
Week 13	Environmental Sanitation	2	Water-I	4
Week 14	Revision and Feedback	2	Water-II	4
Week 15		2	Assignment Evaluation-I	4
Week 16			Assignment Evaluation-II	4
Week 17			Project Evaluation	4
Week 18			Vital statistics- Sources of Health Information	4
Week 19			Revision -I	4
Week 20			Revision -II	4
Total hours				28 hours



**BHARATI VIDYAPEETH**  
(Deemed to be University) Pune, India  
**MEDICAL COLLEGE, PUNE**  
PUNE –SATARA ROAD, PUNE – 411 043.



**SUBJECT: ENVIRONMENTAL STUDIES (AEEC 205)**

**Learning Objectives:-**

Master core concepts and methods from ecological and physical sciences and their application in environmental problem solving.  
Appreciate the ethical, cross-cultural, and historical context of environmental issues and the links between human and natural systems.



**BHARATI VIDYAPEETH**  
(Deemed to be University) Pune, India  
**MEDICAL COLLEGE, PUNE**  
PUNE –SATARA ROAD, PUNE – 411 043.



Understand the transnational character of environmental problems and ways of addressing them, including interactions across local to global scales.

Apply systems concepts and methodologies to analyze and understand interactions between social and environmental processes.

Ability Enhancement Compulsory Courses (AECC – Environmental Studies)

**Unit 1: Introduction to Environmental Studies**

Multidisciplinary nature of environmental studies; components of environment – atmosphere, hydrosphere, lithosphere and biosphere.

Scope and importance; Concept of sustainability and sustainable development.

(2 Lectures)

**Unit 2: Ecosystems**

What is an ecosystem? Structure and function of ecosystem; Energy flow in an ecosystem: food chain, food web and ecological succession. Case studies of the following ecosystems:

- a) Forest ecosystem      b) Grassland ecosystem      c) Desert ecosystem
- d) Aquatic ecosystems (ponds, streams, lakes, rivers, oceans, estuaries) (6 Lectures)

**Unit 3: Natural Resources: Renewable and Non-renewable Resources**

Land Resources and land use change; Land degradation, soil erosion and desertification.


Deforestation: Causes and impacts due to mining, dam building on environment, forests, biodiversity and tribal populations.

Water: Use and over-exploitation of surface and ground water, floods, droughts, conflicts over water (international & inter-state).

Heating of earth and circulation of air; air mass formation and precipitation.

Energy resources: Renewable and non-renewable energy sources, use of alternate energy sources, growing energy needs, case studies.

(8 Lectures)



**BHARATI VIDYAPEETH**  
(Deemed to be University) Pune, India  
**MEDICAL COLLEGE, PUNE**  
PUNE –SATARA ROAD, PUNE – 411 043.



**Unit 4: Biodiversity and Conservation**

Levels of biological diversity :genetic, species and ecosystem diversity;  
Biogeography zones of India; Biodiversity patterns and global biodiversity hot spots

India as a mega-biodiversity nation; Endangered and endemic species of India  
Threats to biodiversity: habitat loss, poaching of wildlife, man-wildlife conflicts, biological invasions; Conservation of biodiversity: In-situ and Ex-situ conservation of biodiversity.

Ecosystem and biodiversity services: Ecological, economic, social, ethical, aesthetic and Informational value.

(8 Lectures)

**Unit 5: Environmental Pollution**

Environmental pollution : types, causes, effects and controls; Air, water, soil, chemical and noise pollution

Nuclear hazards and human health risks

Solid waste management: Control measures of urban and industrial waste..

Pollution case studies. (8 Lectures)

**Unit 6: Environmental Policies & Practices**


Climate change, global warming, ozone layer depletion, acid rain and impacts on human communities and agriculture.

Environment Laws : Environment Protection Act; Air (Prevention & Control of Pollution) Act; Water (Prevention and control of Pollution) Act; Wildlife

Protection Act; Forest Conservation Act; International agreements; Montreal and Kyoto protocols and conservation on Biological Diversity (CBD). The Chemical Weapons Convention (CWC). Nature reserves, tribal population and rights, and human, wildlife conflicts in Indian context (7 Lectures)

**Unit 7: Human Communities and the Environment**

Human population and growth: Impacts on environment, human health and



# BHARATI VIDYAPEETH

(Deemed to be University) Pune, India

## MEDICAL COLLEGE, PUNE

PUNE –SATARA ROAD, PUNE – 411 043.



welfares. Carbon foot-print.

Resettlement and rehabilitation of project affected persons; case studies.

Disaster management: floods, earthquakes, cyclones and landslides.

Environmental movements: Chipko, Silent valley, Bishnios of Rajasthan.

Environmental ethics: Role of Indian and other religions and cultures in environmental conservation.

Environmental communication and public awareness, case studies (e.g., CNG vehicles in Delhi).

(6 Lectures)

### Unit 8: Field work

Visit to an area to document environmental assets; river/forest/flora/fauna, etc.

Visit to a local polluted site – Urban/Rural/Industrial/Agricultural.

Study of common plants, insects, birds and basic principles of identification.

Study of simple ecosystems-pond, river, Delhi Ridge, etc.

SUBJECT: HOSPITAL OPERATIONAL MANAGEMENT (CEC)

Learning Objectives:-

S.N.	Theory Content	Hours
------	----------------	-------


care among all sections of the Indian people.

- To promote awareness among functionaries involved in Health and Hospital Management.
- To promote the development of high quality hospital services and community health care.
- To promote a forum for the exchange of ideas and information among health and hospital planners, academicians, administrators, various statutory bodies and the general public for the improvement of Hospital and Health Care delivery Systems.
- To provide opportunities for training in all aspects of Hospital Services Health

- To promote awareness of health

Care Delivery System and Health Care Administration

To update the knowledge and skill of the Health & Hospital Administrators and other personnel involved in the management of health care organization through continuous education.



**BHARATI VIDYAPEETH**  
(Deemed to be University) Pune, India  
**MEDICAL COLLEGE, PUNE**  
PUNE –SATARA ROAD, PUNE – 411 043.



1.	<b>Principles and Practices of Management</b> Definition of management, Difference between management and administration, Functions and Responsibilities of Managers & Organizational Behavior: Meaning, Definition, Significance, Models of Organization Behaviour.	4
2.	<b>Managerial Accounting &amp; Financial Management:</b> Accounting: Concept and Characteristics, Financial Accounting Information, Comparison of Financial and Management Accounting, Principles of Accounting, Concept of Business Finance, role, functions and objectives. of finance management in healthcare sector.	4
3.	<b>Laws Related to Hospital &amp; Medical Services :</b> PCPNDT Act, Medical Termination of Pregnancy Act, Drugs and Cosmetics Act, Payment and Wages Act, Child Labour Act	4
4.	Introduction to hospital material management & Inventory control	3
5.	<b>Introduction to Administration of Clinical &amp; Non-clinical Services :</b> Functions of Clinical & Non-clinical departments	6
6.	Introduction to commonly used softwares & hospital management modules related to hospital management	5
<b>Total Theory Hours</b>		<b>26</b>
<b>Practical teaching contents</b>		
1.	Based on contents related to the theory module practical exposure during hospital postings/ practicals.	52

**Mode of conduction of Practical Exam:**

**SUBJECT : INTRODUCTION TO QUALITY AND PATIENT SAFETY (CEC207)**


**Learning Objectives:--**

- The objective of the course is to help students understand the basic concepts of quality in health Care and develop skills to implement sustainable quality assurance program in the health system.
- To understand the basics of emergency care and life support skills.
- To Manage an emergency

including moving a patient

- To help prevent harm to workers, property, the environment and the general public.
- To provide a broad understanding of the core subject areas of infection prevention and control.
- To provide knowledge on the principles of on-site disaster management

**Topic 1: Quality assurance and management** – Concepts of Quality of Care, Quality Improvement Approaches, Standards and Norms, Introduction to NABH guidelines



# **BHARATI VIDYAPEETH**

(Deemed to be University) Pune, India

## **MEDICAL COLLEGE, PUNE**



PUNE –SATARA ROAD, PUNE – 411 043.

**Topic 2: Basics of emergency care and life support skills** - Basic life support (BLS), Vital signs and primary assessment, Basic emergency care – first aid and triage, Ventilations including use of bag-valve-masks (BVMs), Choking, rescue breathing methods, One- and Two-rescuer CPR, Code Blue.

**Topic 3: Bio medical waste management and environment safety** -Definition of Biomedical Waste, Waste minimization, BMW – Segregation, collection, transportation, treatment and disposal (including color coding), Liquid BMW, Radioactive waste, Metals/ Chemicals / Drug waste, BMW Management & methods of disinfection, Modern technology for handling BMW, Use of Personal protective equipment (PPE), Monitoring & controlling of cross infection (Protective devices)

**Topic 4: Infection prevention and control** - Evidence-based infection control principles and practices [such as sterilization, disinfection, effective hand hygiene and use of Personal protective equipment (PPE)],Prevention & control of common healthcare associated infections, Components of an effective infection control program, Guidelines (NABH and JCI) for Hospital Infection Control

**Topic 5: Patient Care and Safety Standards** –Access , assessment and continuity of care, Care of Patients in specific care areas, Management of Medication, patients' Rights and Education and Medical documentation

**Topic 6: Disaster preparedness and management and Safety Codes in Hospital** - Fundamentals of emergency management, Psychological impact management, Resource management, Preparedness and risk reduction, information management, incident command and institutional mechanisms. Code Red, Code Pink, Code Black, Code Violet and Spill Management.



**BHARATI VIDYAPEETH**  
(Deemed to be University) Pune, India  
**MEDICAL COLLEGE, PUNE**  
PUNE –SATARA ROAD, PUNE – 411 043.



## Syllabus

### Biostatistics and Research Methodology

#### Teaching Objectives

- To enable students to present, analyze and interpret data.
- To enable students to use concepts of probability in business situations.
- To enable students to make inferences from samples drawn from large datasets.
- To enable students to apply univariate and multivariate statistical techniques

#### Learning Outcomes

- To understand the importance & Methodology for research
- To learn in detail about sampling, probability and sampling distribution, significance tests correlation and regression, sample size determination, study design and multivariate analysis.

#### Syllabus

1. Introduction of Biostatistics
2. Data and its type
3. Descriptive statistics
4. Measure of Central tendency
5. Sampling technique
6. Inferential statistics
7. Parametric and non-parameters test
8. Introduction to research methods
9. Identifying research problem
10. Ethical issues in research
11. Research design

#### Text books:

**Mausner & Bahn** : Epidemiology-An Introductory text, 2<sup>nd</sup> Ed.,W.B.Saunders Co.

**Richard f. Morton & j. Richard hebd** : A study guide to Epidemiology and Biostatistics, 2<sup>nd</sup> Ed., University Park Press, Baltimore.

**Sylvia W Smoller, J Smoller**, Biostatistics & Epidemiology A Primer for health and Biomedical professionals, 4<sup>th</sup> edition, Springs, 2015





**BHARATI VIDYAPEETH**  
(Deemed to be University) Pune, India  
**MEDICAL COLLEGE, PUNE**  
PUNE –SATARA ROAD, PUNE – 411 043.



## SYLLABUS

### ORGANIZATION BEHAVIOUR PERSUIT OF INNER SELF EXCELLENCE

#### Teaching Objective

- To understand the initial insights into underlying principles and fundamental theories of organizational behavior.

The Student should develop a sense of what falls under the domain of organizational behavior.

- He should develop an understanding of academic views on the behavior and motivations of people in organizations and the purposes of organizations.
- This course clearly takes an academic and scientific lens with the aim of understanding human behavior in organizations.

#### Learning Outcomes

- Describe and apply motivation theories to team and organizational scenarios in order achieve a team's or an organization's goals and objectives.
- Explain the effect of personality, attitudes, perceptions and attributions on their own and other's behavior's in team and organizational settings.
- Explain types of teams and apply team development, team effectiveness, and group decision making models and techniques. Analyses and apply leadership theories and better understand their own leadership style.

#### Syllabus

- Organizational Behavior - Definition - Importance - Historical Background - Fundamental concepts of OB - 21st Century corporate - Different models of OB i.e. autocratic, custodial, supportive
- Perception Process - Nature & Importance - Perceptual Selectivity - Perceptual Organization - Social Perception - Impression Management
- Learning - Process of Learning - Principles of Learning - Organizational Reward Systems – Behavioral Management
- Motivation - Motives - Characteristics - Classification of motives - Primary Motives - Secondary motives - Morale - Definition and relationship with productivity – Morale Indicators
- Leadership - Definition - Importance - Leadership Styles - Models and Theories of Leadership Styles



**BHARATI VIDYAPEETH**  
(Deemed to be University) Pune, India  
**MEDICAL COLLEGE, PUNE**  
PUNE –SATARA ROAD, PUNE – 411 043.



- Conflict Management - Traditional vis-a-vis Modern view of conflict - Constructive and Destructive conflict - Conflict Process - Strategies for encouraging constructive conflict - Strategies for resolving destructive conflict
- **Spiritual Values for human excellence** : The value of human integration; Compassion, universal love and brotherhood (Universal Prayer) ; Heart based living ; Silence and its values, Peace and non-violence in thought, word and deed ; Ancient treasure of values - Shatsampatti , Patanjali's Ashtanga Yoga ,Vedic education - The role of the Acharya , values drawn from various cultures and religious practices - Ubuntu, Buddhism, etc.; Why spirituality? Concept – significance ; Thought culture
- **Ways and Means** : Correlation between the values and the subjects ;Different teaching techniques to impart value education; Introduction to Brighter Minds initiative; Principles of Communication; Inspiration from the lives of Masters for spiritual values - Role of the living Master

**Books:**

1. Organizational Behavior, 9th Ed. - Stephen Robbins
2. Human Behaviour at work - Davis and Newstorm
3. Organizational Behaviour - Uma Sekaran
4. Organizational Behaviour - Fred Luthans
5. Organizational Behaviour - K.Aswathappa
6. Human Behaviour at Work - Keith Davis
7. Organizational Behaviour - Jit S.Chandran
8. Human Relations & Organizational Behaviour - R.S.Dwivedi
9. Organizational Behaviour - McShane



**BHARATI VIDYAPEETH**  
(Deemed to be University) Pune, India  
**MEDICAL COLLEGE, PUNE**  
PUNE –SATARA ROAD, PUNE – 411 043.



**SYLLABUS**

**MEDICAL BIOETHICS HUMAN RIGHTS & PROFESSIONAL VALUE**

**Teaching Objective**

- To enable students to present, analyze and interpret data.
- To enable students to use concepts of probability in business situations.
- To enable students to make inferences from samples drawn from large datasets.
- To enable students to apply univariate and multivariate statistical techniques

**Learning Outcomes**

- To understand the importance & Methodology for research
- To learn in detail about sampling, probability and sampling distribution, significance tests correlation and regression, sample size determination, study design and multivariate analysis.

**Syllabus**

- Introduction of Biostatistics
- Data and its type
- Descriptive statistics
- Measure of Central tendency
- Sampling technique
- Inferential statistics
- Parametric and non-parameters test
- Introduction to research methods
- Identifying research problem
- Ethical issues in research
- Research design

**Text books:**

- (1) Mausner & Bahn : Epidemiology-An Introductory text, 2<sup>nd</sup> Ed., W.B.Saunders Co.
- (2) Richard f. Morton & j. Richard Hebd : A study guide to Epidemiology and Biostatistics, 2<sup>nd</sup> Ed., University Park Press, Baltimore.
- (3) Sylvia W Smoller, J Smoller, Biostatistics & Epidemiology A Primer for health and Biomedical professionals, 4<sup>th</sup> edition, Springs, 2015



**BHARATI VIDYAPEETH**  
(Deemed to be University) Pune, India  
**MEDICAL COLLEGE, PUNE**  
PUNE –SATARA ROAD, PUNE – 411 043.



**SEMESTER – III (PATHOLOGY)**

**SUBJECT - HEMATOLOGY AND CLINICAL PATHOLOGY**

**Theory**

- Introduction to hematopathology
- Composition of peripheral blood
- Erythropoiesis
- Leucopoiesis and thrombopoiesis
- Composition of bone marrow
- Normal values and physiological variation
- Blood collection for hemat investigation
- Preparation of stains and buffers
- Preparation of anticoagulant bottles and vaccutainer
- Preparation of PBS and BM smears
- Preparation of PBS , Romanowsky stains
- Special stains in hematology- Prussian blue
- Hb estimation
- Total RBC Count
- Total WBC Count
- Urine examination
- Stool examination
- Sputum examination



**BHARATI VIDYAPEETH**  
(Deemed to be University) Pune, India  
**MEDICAL COLLEGE, PUNE**  
PUNE –SATARA ROAD, PUNE – 411 043.



**Practical**

Introduction to department

Peripheral blood demonstration

Demonstration

Demonstration

Bone marrow smear demonstration

Demonstration

Blood collection procedure

Preparation of stains

Preparation of anticoagulant bottles and vaccutainer

Preparation of PBS and BM smears

PBS preparation demo

Demonstration

Hb estimation

Total RBC count

Total WBC count

Urine examination

Stool examination

Sputum examination



**BHARATI VIDYAPEETH**  
(Deemed to be University) Pune, India  
**MEDICAL COLLEGE, PUNE**  
PUNE –SATARA ROAD, PUNE – 411 043.



**SEMESTER – IV (PATHOLOGY)**

**SUBJECT - HEMATOLOGY AND CYTOLOGY**

**Theory**

- Platelet count
- ESR ,PCV
- RBC indices
- Peroxidase staining , NAP scoring
- Normal hemopoiesis
- Investigation in haemolytic anemia
- Hb electrophoresis ,HPLC
- Bleeding time ,clotting time
- PT/APTT
- Reticulocyte count
- Osmotic fragility ,sickling test, LE Cell
- Automation in hematology
- Haemostatic, coagulation
- Normal components of body fluids, and pap staining
- Semen examination
- Serous fluid examination
- CSF examination



**BHARATI VIDYAPEETH**  
(Deemed to be University) Pune, India  
**MEDICAL COLLEGE, PUNE**  
PUNE –SATARA ROAD, PUNE – 411 043.



**Practical**

- Platelet count
- ESR ,PCV
- Demonstration
- Demonstration
- Demonstration
- Demonstration
- Demonstration
- Demonstration and practical
- Practical
- Practical
- Demonstration
- Demonstration
- Demonstration
- Demonstration and pap staining
- Demonstration and practical
- Demonstration and practical
- Demonstration and practical



**BHARATI VIDYAPEETH**  
(Deemed to be University) Pune, India  
**MEDICAL COLLEGE, PUNE**  
PUNE –SATARA ROAD, PUNE – 411 043.



**SEMESTER – V (PATHOLOGY)**

**SUBJECT – BLOOD BANKING**

**Theory**

- FDA regulation and keeping record as per FDA
- Principles of ABO/Rh grouping and factors affecting Results
- Donor selection for transfusion & donor reactions
- Cross matching
- Blood bank administration
- Anticoagulation in blood bank
- Antiglobulin test-direct and indirect
- Autologous transfusion
- Transfusion transmitted infection & reactions
- Investigation of transfusion reaction
- Introduction to Blood components
- Preparation of RDP & SDP
- Storage and issue of blood components
- Equipment maintenance
- Quality control in blood transfusion practice







**BHARATI VIDYAPEETH**  
(Deemed to be University) Pune, India  
**MEDICAL COLLEGE, PUNE**  
PUNE –SATARA ROAD, PUNE – 411 043.



**SEMESTER – VI (PATHOLOGY)**

**SUBJECT - HISTOPATHOLOGY**

**Theory**

- Introduction to histopathology, techniques in histopathology
- Registration, labeling of specimen
- Basic principles of grossing in histopathology
- Fixatives, Various types and their importance
- Tissue processing include Micro wave method
- Decalcification
- Microtomy & Frozen Section
- H and E staining
- Special stains- AFB, PAS
- Special stains- Congo red , Reticulin
- Cells Block Preparation Touch/ Imprint/Scrape cytology
- Immunohistochemistry (Ag retrieval & pitfalls also )
- Museum specimen preservation
- Introduction to autopsy technique and specimen preservation
- Universal Biosafety precautions and biomedical waste disposal
- Quality control in Histopathology Laboratory



## SEMESTER – III (MICROBIOLOGY)

### SUBJECT - BACTERIOLOGY I & IMMUNOLOGY

Topic1. Maintenance of lab records

Topic2. Working and maintenance of laboratory equipment.

Topic3. Systematic study of bacteria-I

Topic4. Systematic study of bacteria-II

Topic5. Immunity

Topic6. Antigen

Topic7. Antibody

Topic8. Ag-Ab reaction I

Topic9. Ag-Ab reaction II

Topic10. Hypersensitivity reaction I

Topic11. Hypersensitivity reaction II

Topic12. Autoimmune diseases

Topic13. Staphylococcus

Topic14. streptococcus

Topic15. Pneumococcus

Topic16. N.meningitidis

Topic17. N. gonorrhoea

Topic 18. Clostridium perfringens

Topic 19. Clostridium tetani

Topic 20. Clostridium botulinum

Topic 21. Bacillus

Topic 22. Corynebacterium diphtheriae

Topic 23. Brucella

Topic 24. Haemophilus influenza

## **Practical**

- Microscopy
- Gram stain
- ZN stain
- Special stains
- Motility
- Sterilisation I
- Sterilisation II
- ABST
- Culture media preparation
- Biochemicals preparation
- Inoculation techniques
- Biochemical identification
- Processing of Pus sample- Staphylococcus
- Processing of throat swab- Streptococcus

## **SEMESTER – IV (MICROBIOLOGY)**

### **SUBJECT - Bacteriology II**

Topic1. QC in bacteriology

Topic2. Care of lab Animals

Topic3. Bacteriological examination of food and water

Topic4. Maintenance of bacterial stock cultures

Topic5. Biomedical waste management& universal safety precautions

Topic6. E.coli

Topic7. Klebsiella

Topic8. Proteus

Topic9. Shigella

Topic10. Salmonella I

Topic11. Salmonella II

Topic12. Vibrio

Topic13. Pseudomonas

Topic14. M.tuberculosis I

Topic15. M.tuberculosis II

Topic16. M.leprae

Topic17. NTM

Topic18. Trponema pallidum I

Topic19. Treponemna pallidum II

Topic20. Leptospira

Topic21. Rickettsia

Topic22. Nosocomial infections

Topic23. Chlamydia

## **Practical**

- Serological reactions I
- Serological reactions II
- Bacteriological examination of food and water
- Maintenance of bacterial stock cultures
- Processing of urine- E.coli
- Klebsilla
- Proteus
- Processing of blood - Salmonella
- Processing of Stool- Shigella
- Processing of stool- vibrio
- Processing of Pus- pseudomonas
- Processing of Sputum- M.tuberculosis
- Slit skin smear- M.leprae
- Syphilis, Leptospira
- Serological diagnosis of Rickettsia

## **SEMESTER – V (MICROBIOLOGY)**

### **SUBJECT - MYCOLOGY & PARASITOLOGY**

- Topic1. Introduction & general laboratory diagnosis of fungi
- Topic2. Dermatophytes
- Topic3. Mycetoma & Chromoblasto
- Topic4. Sporotrichosis & Rhino
- Topic5. Candida
- Topic6. Cryptococcus
- Topic7. Aspergillus
- Topic8. Penicillium
- Topic9. Mucor
- Topic10. Rhizopus
- Topic11. Introduction & general lab diagnosis of Parasitology
- Topic12. E.histolytica
- Topic13. Giardia & Trichomonas
- Topic14. Malaria I.
- Topic15. Malaria II
- Topic16. Cryptosporidium
- Topic17. Isospora
- Topic18. Toxoplasma
- Topic19. Leishmania
- Topic20. Taenia solium T. saginata
- Topic 21. Echinococcus granulosus
- Topic 22. Ascaris Lumbricoides
- Topic 23. Ancylostoma
- Topic 24. Trichuris trichura
- Topic 25. E.vermicularis
- Topic 26. D.medinensis
- Topic 27. Filaria



## **Practical**

- Maintenance of Fungal stock culture
- Identification of Dermatophytes
- Identification of fungi causing subcutaneous infection
- Identification of candida
- Identification of Cryptococcus
- Identification of Aspergillus
- Identification of Mucor & Rhizopus
- General Lab diagnosis of parasitology
- Malarial parasites
- Isospora & Cryptosporidium
- Leishmania & Filaria
- Ascaris Ova
- Ancylostoma Ova
- Trichuris Ova
- E.vericularis

## **SEMESTER – VI (MICROBIOLOGY)**

### **SUBJECT - VIROLOGY**

Topic1. Introduction & general lab Diagnosis of viruses

Topic 2. Cultivation of viruses

Topic 3. Bacteriophages

Topic 4. Herpes

Topic 5. Rubella

Topic 6. Polio

Topic 7. Rabies

Topic 8. Influenzae

Topic 9. Dengue

Topic 10. Chikungunya

Topic 11. Hepatitis A&E

Topic 12. Hepatitis B &c

Topic 13. needle stick injuries

Topic14. HIV I

Topic15. HIV II

Topic 16. Oncogenic viruses

Topic17. QC in laboratory

Topic 18. Laboratory Accreditation in Microbiology lab

Topic19. Training of internal audit For NABL

## **Practical**

- Cultivation Of viruses
- TORCH
- Revision of gram stain
- Demonstration of negri bodies
- Serological diagnosis of dengue
- Serological diagnosis of Chikungunya
- Serological diagnosis of HAV &HEV
- Serological diagnosis of HBV &HCV
- Screenig test for HIV- Rapid
- QC In Laboratory I
- QC in laboratory II
- Methods Of Anaerobiosis
- Revision of Zn Stain
- Revision of Media preparation



**BHARATI VIDYAPEETH**  
(Deemed to be University) Pune, India  
**MEDICAL COLLEGE, PUNE**  
PUNE –SATARA ROAD, PUNE – 411 043.



**SEMESTER III (BIOCHEMISTRY)**

**SUBJECT - CLINICAL BIOCHEMISTRY I**

- Topic1. Revision: Chemistry of Carbohydrate, Protein, Lipid Chemistry
- Topic2. Carbohydrate Metabolism I
- Topic3. Carbohydrate Metabolism II
- Topic4. Carbohydrate Metabolism III
- Topic5. Carbohydrate Metabolism IV
- Topic6. Diabetes Mellitus: Def., Classification, Signs, Symptoms, Metabolic Derragments, Topic Complications and Lab Diagnosis
- Topic7. Lipid Metabolism I
- Topic8. Lipid Metabolism II
- Topic9. Lipid Metabolism III
- Topic10. Atherosclerosis, Ketosis, Fatty Liver
- Topic11. Protein Metabolism I
- Topic12. Protein Metabolism II
- Topic13. Inborn Errors of Protein Metabolism
- Topic14. Quality Control I
- Topic15. Quality Control II



**BHARATI VIDYAPEETH**  
(Deemed to be University) Pune, India  
**MEDICAL COLLEGE, PUNE**  
PUNE –SATARA ROAD, PUNE – 411 043.



## **Practical**

- Safe Laboratory Practices
- Estimation of Serum SGPT
- Estimation of Serum Alkaline Phosphatase
- Examination of Cerebrospinal Fluid
- Abnormal Constituents of Urine-I
- Abnormal Constituents of Urine-II
- Abnormal Constituents of Urine-III
- Lecture Demonstration: Electrophoresis
- Lecture Demonstration: Flame Photometry, ISE & ABG
- Safe Laboratory Practices
- Laboratory Accreditation as per ISO 15189:2012 NABL 112-I
- Posting in Central Clinical laboratory for hands-on training in Clinical Biochemistry section of CCL.



**BHARATI VIDYAPEETH**  
(Deemed to be University) Pune, India  
**MEDICAL COLLEGE, PUNE**  
PUNE –SATARA ROAD, PUNE – 411 043.



**SEMESTER IV (BIOCHEMISTRY)**

**SUBJECT - CLINICAL ENDOCRINOLOGY I**

- Topic1. Introduction to Endocrinology
- Topic2. Mechanism of Hormone action I
- Topic3. Mechanism of Hormone action II
- Topic4. Thyroid gland and its Hormones, synthesis and functions I
- Topic5. Thyroid gland and its Hormones, synthesis and functions II
- Topic6. Disorders of Thyroid hormones
- Topic7. Parathyroid gland and its Hormones, synthesis and functions I
- Topic8. Disorders of Parathyroid hormones
- Topic9. Pancreas and its hormones
- Topic10. Pancreas and its hormones, synthesis and functions
- Topic11. Disorders of Pancreatic hormones
- Topic12. Laboratory Accreditation as per ISO 15189:2012 NABL 112-I
- Topic13. Laboratory Accreditation as per ISO 15189:2012 NABL 112-II
- Topic14. Laboratory Accreditation as per ISO 15189:2012 NABL 112-III
- Topic15. Revision



**BHARATI VIDYAPEETH**  
(Deemed to be University) Pune, India  
**MEDICAL COLLEGE, PUNE**  
PUNE –SATARA ROAD, PUNE – 411 043.



**Practical**

- Techniques for Measurement of hormones
- Thyroid function tests
- Thyroid function tests
- Estimation of Vitamins
- Estimation of Vitamins
- Estimation of Ferritin, Homocystenine
- Estimation of Ferritin, Homocystenine
- Estimation of HbA1C
- Estimation of HbA1C
- Posting in Central Clinical laboratory for hands-on training in Clinical endocrinology section of CCL.



**BHARATI VIDYAPEETH**  
(Deemed to be University) Pune, India  
**MEDICAL COLLEGE, PUNE**  
PUNE –SATARA ROAD, PUNE – 411 043.



**SEMESTER V (BIOCHEMISTRY)**

**Paper : Clinical Biochemistry II**

Topic1. Metabolism of Nucleic acids I

Topic2. Metabolism of Nucleic acid II

Topic3. Genetics I

Topic4. Genetics II

Topic5. Quality Control: II

Topic6. Quality Control: II

Topic7. Automation in Clinical Biochemistry I

Topic8. Automation in Clinical Biochemistry II

Topic9. Lecture Demonstration: Chromatography

Topic10. Posting in Central Clinical laboratory for hands-on training in

Clinical biochemistry section of CCL





**BHARATI VIDYAPEETH**  
(Deemed to be University) Pune, India  
**MEDICAL COLLEGE, PUNE**  
PUNE –SATARA ROAD, PUNE – 411 043.



**Practical**

- Estimation of Serum Uric acid
- Estimation of Serum Calcium
- Estimation of Serum Inorganic Phosphate
- Estimation of Urine Creatinine and calculation of creatinine clearance
- Fluid Chemistry: Urine, Pleural fluid, Ascitic fluid
- Fluid Chemistry: Urine, Pleural fluid, Ascitic fluid
- Cardiac Markers
- Lipid Profile
- LFTs, KFTs



**BHARATI VIDYAPEETH**  
(Deemed to be University) Pune, India  
**MEDICAL COLLEGE, PUNE**  
PUNE –SATARA ROAD, PUNE – 411 043.



**SEMESTER VI (BIOCHEMISTRY)**

**SUBJECT - CLINICAL ENDOCRINOLOGY II**

Topic1. Pituitary gland and its Hormones,synthesis and functions

Topic2. Disorders of Pituitary hormones

Topic3. Adrenal gland and its hormones, synthesis and functions

Topic4. Disorders of Adrenal hormones

Topic5. Reproductive system and its hormones, synthesis and functions I

Topic6. Reproductive system and its hormones, synthesis and functions II

Topic7. Disorders of reproductive hormones I

Topic8. Disorders of reproductive hormones II

Topic9. Posting in Central Clinical laboratory for hands-on training in

Clinical Topic endocrinology section of CCL



**BHARATI VIDYAPEETH**  
(Deemed to be University) Pune, India  
**MEDICAL COLLEGE, PUNE**  
PUNE –SATARA ROAD, PUNE – 411 043.



**Practical**

- Estimation of Reproductive hormones I
- Estimation of Reproductive hormones II
- Estimation of Reproductive hormones III
- Estimation of tumor markers, vitamins
- Working on ABG and Electrolyte analysers
- Working on D10 analyser
- Orientation to New Born Screening Programme
- Interpretation of Quality Control Charts