







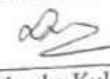
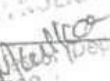
Dept. of Ophthalmology
Final Exam January 2023 Admission 2018 (phase III)
June 2022

Sr. No	Competency	Date	Topic	SLOS	Faculty
1		01/06/2022 Wednesday 2.30pm to 4.30pm	Tutorial – Lens & Cataract - I		Dr. Kul Karbi
2	OP 7.3, 7.4	02/06/2022 Thursday 8.30am to 9.30am	Lens and cataract II <ul style="list-style-type: none"> ➤ Cataract surgeries ➤ Post op management ➤ Complications of cataract surgeries ➤ IOLs 	•	Dr. Varsha Kulkarni Mukulceer
3		03/06/2022 Friday 1.30pm to 2.30pm	AETCOM SG Teaching		Dr. Chandrika
4		08/06/2022 Wednesday 2.30pm to 4.30pm	Tutorial– Lens & Cataract - II		Dr. Neha K. Nz
5	OP 6.5, 6.6, 6.7	09/06/2022 Thursday 8.30am to 9.30am	Glaucoma – I <ul style="list-style-type: none"> ➤ Angle of anterior chamber ➤ IOP regulation ➤ Pathophysiology of glaucomatous changes ➤ Investigations in a case of glaucoma ➤ Classification of glaucoma 	<ul style="list-style-type: none"> • Draw a labeled diagram of angle of AC. • Discuss methods of secretion of aqueous humour. • Discuss the circulation and drainage of Aq. Humour. • Discuss factors affecting IOP • Define glaucoma. • Describe the classification of glaucoma and its subtypes 	Dr. Shubha Nagpal Shubha
6		10/06/2022 Friday 1.30pm to 2.30pm	AETCOM SG Teaching		Dr. Meghana
7		15/06/2022 Wednesday 2.30pm to 4.30pm	Tutorial – Glaucoma – I		Dr. Meghana
8	OP 6.5, 6.7	16/06/2022 Thursday 8.30am to 9.30am	Glaucoma – II <ul style="list-style-type: none"> ➤ Congenital glaucoma ➤ Angle closure glaucoma 	<ul style="list-style-type: none"> • Define Buphthalmos. write differential diagnosis of cloudy cornea. • Enumerate signs of Buphthalmos. • Enumerate surgical procedures for treatment of congenital glaucoma • Mention the D/D of acute red eye • Define PACG. • Describe stages of ACG. 	Dr. Shubha Nagpal Shubha

				<ul style="list-style-type: none"> Describe management Primary angle closure glaucoma 	
9		17/06/2022 Friday 1.30pm to 2.30pm	AIETCOM SG Teaching		
10		22/06/2022 Wednesday 2.30pm to 4.30pm	Tutorial - Glaucoma - II		Dr. Neha K NK
11	OP 6.7	23/06/2022 Thursday 8.30am to 9.30am	Glaucoma - III <ul style="list-style-type: none"> Open angle glaucoma, Secondary Glaucomas 	<ul style="list-style-type: none"> Define ocular hypertension and POAG Describe the disc changes in POAG Describe the visual field changes in POAG Describe management Primary open angle glaucoma Enumerate major causes of secondary glaucoma. Aetiopathogenesis of secondary glaucoma 	Dr. Shubha Nagpal Shubha
12		29/06/2022 Wednesday 2.30pm to 4.30pm	Tutorial - Glaucoma - III		Dr. Meghana Pan MPan
13	AN 41.1 OP 8.2, 8.3, 8.4	30/06/2022 Thursday 8.30am to 9.30am	Retina - I <ul style="list-style-type: none"> Anatomy of the Retina & functions Rhodopsin cycle Methods of examination of retina, Diabetic Retinopathy 	<ul style="list-style-type: none"> Draw and label correctly a diagram of the gross anatomy of retina. Describe the zones of the retina Draw and label correctly a cross section of retina Mention the vascular supply and drainage of the retina What are the methods of examination of retina Discuss the aetiopathogenesis of Diabetic Retinopathy. Discuss the stages of DR. Discuss modalities of laser therapy for treatment of DR 	Dr. Deepa Muzur DM

Bharati Hospital
 DR. VARSHI
 MBBS, MS
 HOD And Professor
 Reg. No. 60
 Research Centre
 Dept of Ophthalmology

BVDUMC, Pune
Dept. of Ophthalmology
Final Exam January 2023 Admission 2018 (phase III)
July 2022

Sr. No	Competency	Date	Topic	SLOS	Faculty
1		06/07/2022 Wednesday 2.30pm to 4.30pm	Tutorial - Retina I	•	Dr. Chandrika Sa 
2		07/07/2022 Thursday 8.30am to 9.30am	SDL - 4	Diabetic Retinopathy Screening	Dr. Deepa Muzu 
3		13/07/2022 Wednesday 2.30pm to 4.30pm	Tutorial - Enophthalmos Anatomy and Blood Supply of Retina - OPHICS	•	Dr. Neha Kotwal 
4	OP 8.1, 8.2, 8.4	14/07/2022 Thursday 8.30am to 9.30am	Retina - II <ul style="list-style-type: none"> ➤ Hypertensive retinopathy ➤ CRAO, ➤ CRVO, ➤ Retinal Detachment, ➤ Retinitis pigmentosa 	<ul style="list-style-type: none"> • Discuss the grades of the hypertensive retinopathy • Mention the fundus findings in Retinitis pigmentosa • Mention the etiology of vascular occlusive diseases of retina • Enumerate diagnostic Signs of CRAO. • Enumerate diagnostic Signs of CRVO • Definition of RD. • Classify types of RD and its subtypes. • Mention predisposing factors for RD • Describe mechanisms of RD • Discuss symptoms and 3 signs of RD. • Enumerate Modalities of treatment for RD. 	Dr. Deepa Muzu 
5		20/07/2022 Wednesday 2.30pm to 4.30pm	Tutorial - OPHICS Retina II Hypertensive Retinopathy CRAO, CRVO Instruments	• ROP	Dr. Meghana Par 
6		21/07/2022 Thursday 8.30am to 9.30am	SDL - 5	• ROP	Dr. Deepa Muzu 
7		27/07/2022 Wednesday 2.30pm to 4.30pm	Tutorial Drugs Blood Supply of Retina and Diabetic Retinopathy		Dr. Chandrika Sa 
8	OP 8.5	28/07/2022 Thursday 8.30am to 9.30am	Optic Nerve <ul style="list-style-type: none"> ➤ Papilloedema ➤ Papillitis ➤ Optic atrophy 	<ul style="list-style-type: none"> • Describe parts of Optic nerve • Describe the anatomy of the optic nerve head • Definition of Papilloedema • Enumerate causes of Papilloedema • Describe Signs of Papilloedema on fundus Examination • Define Optic Neuritis. • Classify optic neuritis • Write symptoms and 2 diagnostic signs of Optic Neuritis • Describe types of Optic Atrophy with diagnostic signs of each 	Dr. Varsha Kulka 

D.V.D.M.C., Pune
 Dept. of Ophthalmology
 Final Exam January 2023 Admission 2018 (phase III)
 August 2022




Sr. No	Competency	Date	Topic	SLOS
1		03/08/2022 Wednesday 2.30pm to 4.30pm	Tutorial Anatomy and Blood Supply of Retina	
2	OP 8.5, PY 10.17 PY 10.18	04/08/2022 Thursday 8.30am to 9.30am	SDL - 5	• ROP
3		10/08/2022 Wednesday 2.30pm to 4.30pm	Tutorial - Retina II	
4	OP 2.1, 2.3	11/08/2022 Thursday 8.30am to 9.30am	Optic Nerve <ul style="list-style-type: none"> ➤ Papilloedema ➤ Papillitis ➤ Optic atrophy 	<ul style="list-style-type: none"> • Describe parts of Optic nerve • Describe the anatomy of the optic nerve head • Definition of Papilloedema • Enumerate causes of Papilloedema • Describe Signs of Papilloedema on fundus Examination • Define Optic Neuritis. • Classify optic neuritis • Write symptoms and 2 diagnostic signs of Optic Neuritis. • Describe types of Optic Atrophy with diagnostic signs of each

V. Mulla
 Hospital & Res
 DR. V. SHARDA KULKARNI
 MBBS, MS
 HOD And Professor (Dept. of
 Reg. No. 60788

Sr. No	Competency	Date	Topic	SLOS	Faculty
1	OP 8.5, PY 10.17 PY 10.18	01/09/2022 Thursday 8.30am to 9.30am	Neuro ophthalmology Visual pathway Pupillary pathway	<ul style="list-style-type: none"> • Draw a well labeled diagram of the visual pathway • Describe basic visual field • Describe the basic types of visual field defects a) Draw well labeled diagrams of the pupillary pathways b) Name 2 afferent and 3 efferent pupillary defects c) Causes of mydriasis, miosis and RAPD 	Dr. Varsha Kulkarni <i>Varsha Kulkarni</i>
2		07/09/2022 Wednesday 2.30pm to 4.30pm	Tutorial Blood Supply of Retina and Diabetic Retinopathy	•	Dr. Utravee
3	OP 2.1, 2.3	08/09/2022 Thursday 8.30am to 9.30am	Lid I anatomy of the lid Ptosis <ul style="list-style-type: none"> ➤ Entropion ➤ ectropion, ➤ lagophthalmos, Lid infections	<ul style="list-style-type: none"> • Define and classify ptosis • Name surgical procedures for ptosis correction • Define entropion/ ectropion. • Enumerate types of entropion/ ectropion. • Describe clinical signs and treatment of lagophthalmos Stye, Chalazion, Hordeolum Internum	Dr. Meghana Panse <i>Meghana</i>
4		14/09/2022 Wednesday 2.30pm to 4.30pm	Tutorial – Optic Nerve		Dr. Nihar
5	OP 2.1, 2.3	15/09/2022 Thursday 8.30am to 9.30am	Lacrimal apparatus Acute Dacryocystitis- <ul style="list-style-type: none"> ➤ Chronic dacryocystitis ➤ Congenital NLD obstruction 	<ul style="list-style-type: none"> • Enumerate types of Dacryocystitis. • Describe signs of acute and chronic Dacryocystitis • Mention surgical procedures for chronic Dacryocystitis. • Enumerate surgical steps of DCT and DCR. • Describe etiopathogenesis and management of congenital nasolacrimal duct obstruction 	Dr. Sanjiv Agrawal <i>Sanjiv</i>
6		21/09/2022 Wednesday 2.30pm to 4.30pm	Tutorial – Neuro ophthalmology Visual pathway Pupillary pathway	•	Dr. Meghana Panse <i>Meghana Panse</i> <i>Charita Shri</i> <i>Shri</i>
7	OP 2.4	22/09/2022 Thursday 8.30am to 9.30am	Lecture Orbit - I <ul style="list-style-type: none"> ➤ Anatomy, ➤ Spaces of orbit, ➤ Proptosis 	<ul style="list-style-type: none"> • Enumerate the spaces of the orbit • Draw and label a diagram of the apex of the orbit • Enumerate the contents of the orbit • Enumerate types of orbital cellulitis. • Describe diagnostic signs of orbital cellulitis 	Dr. Sanjiv Agrawal <i>Sanjiv</i>
8		28/09/2022 Wednesday 2.30pm to 4.30pm	Tutorial – Lacrimal apparatus Acute Dacryocystitis-	•	Dr. Uttara
9	OP 2.5, 2.6	29/09/2022 Thursday 8.30am to 9.30am	Lecture Orbit - II, <ul style="list-style-type: none"> ➤ Orbital cellulitis, ➤ Cavernous sinus thrombosis 	<ul style="list-style-type: none"> • Draw and correctly label a diagram of the cavernous sinus with its tributaries. • Discuss diagnostic signs of cavernous sinus thrombosis • Mention common causes of proptosis in adults • Mention common causes of proptosis in children • Discuss investigation of proptosis 	Dr. Sanjiv Agrawal <i>Sanjiv</i> <i>Sanjiv Agrawal</i> <i>Sanjiv Agrawal</i> <i>Sanjiv Agrawal</i>

Sr. No	Competency	Date	Topic	SLOS	Faculty
1		05/10/2022 Wednesday	Holiday		
2	OP 9.5	06/10/2022 Thursday 8.30am to 9.30am	Ocular Injuries > Ocular injuries- Classification > Chemical injuries > Blunt injuries - Anterior segment > Blunt injuries - Posterior segment	<ul style="list-style-type: none"> • Classify ocular injuries. • Mention miscellaneous causes of ocular injuries • Describe mechanism of blunt injuries of the globe • Mention two types of chemical injuries • Discuss emergency treatment of chemical ocular injuries • Enumerate blunt injuries of the anterior segment • Mention the emergency treatment of contusion injuries • Describe traumatic Hyphaema and its management • Enumerate the posterior segment injuries of the globe 	Dr. Nandini Ramchandran <i>Nandini</i>
3		12/10/2022 Wednesday 2.30pm to 4.30pm	Tutorial Orbit - I		Dr. Nihar Garg <i>Nihar</i>
4		13/10/2022 Thursday 8.30am to 9.30am	<u>SDL - 6</u>	<u>Blunt Trauma</u>	Dr. Meghana Panse <i>MP</i>
5		19/10/2022 Wednesday 2.30pm to 4.30pm	Tutorial Orbit II		Dr. Charuta Shrotriya <i>Charuta</i>
6	AN 41.3 OP 9.1	20/10/2022 Thursday 8.30am to 9.30am	Lecture Squint - I > Extra-ocular muscles- anatomy > Actions and nerve supply > Binocular vision > monocular and binocular ocular movements > Classification of squint > Paralytic squint	<ul style="list-style-type: none"> • Describe the origin and insertion of 6 extra ocular muscles • Mention the actions of EOMs • Mention the nervous control of EOMs • Mention grades of binocular single vision • Define squints • Classify squints • Enumerate sensory and motor adaptations to squint • Definition of phoria and tropia • Discuss signs of paralytic squint • Discuss etiological factors of paralytic squint. 	Dr. Tejaswini Khandgav <i>Tejaswini</i>
7		26/10/2022 Wednesday	Holiday		Dr. Tejaswini Khandgav
8		27/10/2022 Thursday 8.30am to 9.30am	Lecture Squint - II > Concomitant squint > Assessment of squint > Amblyopia- causes assessment and reference > Management of	<ul style="list-style-type: none"> • Describe the diagnostic signs of concomitant squint. • Differences between concomitant squint and paralytic squint. • Describe tests for detection of phorias. • Assessment of squint • Management of squint • Classify amblyopia • Mention test for amblyopia • Enumerate treatment modalities of amblyopia 	Dr. Tejaswini Khandgav <i>Tejaswini</i>







BVDUMC, Pune (Dept. of Ophthalmology)
Final Exam January 2023 Admission 2018 (VII Semester) Block II (Dt: 03/08/2022 to 4/12/2022) (Nov. 2022)





Sr. No	Competency	Date	Topic	SLOS	Faculty
1		02/11/2022 Wednesday 2.30pm to 4.30pm	Tutorial Ocular Injuries -		Dr. Disha Nagda
2		03/11/2022 Thursday 8.30am to 9.30am	Lecture Squint - II <ul style="list-style-type: none"> ➤ Concomitant squint ➤ Assessment of squint ➤ Amblyopia- causes assessment and reference ➤ Management of squint 	<ul style="list-style-type: none"> • Describe the diagnostic signs of concomitant squint. • Differences between concomitant squint and paralytic squint. • Describe tests for detection of phorias. • Assessment of squint • Management of squint • Classify amblyopia • Mention test for amblyopia • Enumerate treatment modalities of amlyopia 	Dr. Tejaswini Khandga
3		09/11/2022 Wednesday 2.30pm to 4.30pm	Tutorial Lid I anatomy of the lid Ptosis		Dr. Uttara Pandit
4		10/11/2022 Thursday 8.30am to 9.30am	<u>SDL - 7</u>	<ul style="list-style-type: none"> • <u>Chemical Injuries</u> 	Dr. Nandini Ramchand
5		16/11/2022 Wednesday 2.30pm to 4.30pm	Tutorial Squint - I		Dr. Nihar Garg
6	OP 2.7 PA 36.1	17/11/2022 Thursday 8.30am to 9.30am	<u>SDL - 8</u>	<ul style="list-style-type: none"> • <u>Low Vision Aids</u> 	Dr. Tejaswini Khandga 
7		23/11/2022 Wednesday 2.30pm to 4.30pm	Intraocular Tumors <ul style="list-style-type: none"> ➤ Retinoblastoma ➤ Malignant melanoma ➤ Enucleation, ➤ Evisceration ➤ Exenteration 	<ul style="list-style-type: none"> • Write clinical features and management of retinoblastoma • Write differential diagnosis of leucocoria • Write clinical features and management of malignant melanoma • Define Enucleation, evisceration and exenteration. write indications and contraindications of each of them 	Dr. Tejaswini Khandga 
8		24/11/2022 Thursday 8.30am to 9.30am	Ocular Therapeutics <ul style="list-style-type: none"> ➤ Ocular drug delivery systems ➤ Mydriatics and cycloplegics ➤ NSAIDs ➤ Steroids and immune suppressive agents ➤ Artificial tear substitutes 	<ul style="list-style-type: none"> • Write pharmacological action, indications and contraindications of each of the following drugs • Atropine sulphate 1% • Steroids • Tear substitutes • Timolol maleate eye drops • pilocarpine • Acetazolamide 	Dr. Varsha Kulkarni 

BVDUMC Pune-43 Department of Ophthalmology
Clinical Teaching programme for Under Graduate Student

VI Semester (two weeks posting) Batch D2

Period 07/06/2022 to 20/06/2022

Sr No.	competency	Date	Topic	Faculty
1		07/06/2022 (Tuesday)	History taking /symptomatology Examination of the eye I	Dr. Kulkarni
2	OP 1.3	08/06/2022 (Wednesday)	Refractive errors <ul style="list-style-type: none"> • Visual acuity (with and without Pin hole) • Retinoscopy • Autorefractometer • Stenopic slit • Subjective correction • Duochrome test • Lenses • Mydriaticsand cycloplegics 	Dr. Nagpal 
3	OP 1.2, OP 1.3 PY 10.20	09/06/2022 (Thursday)	Conjunctiva <ul style="list-style-type: none"> • Infective and allergic conjunctivitis • Ptegium Surgical videos and instruments	Dr. Khandgave 
4	OP 2.1, OP 2.2	10/06/2022 (Friday)	Case presentation – Corneal ulcer I <ul style="list-style-type: none"> • History talking and Examination of case and management Corneal ulcer II History talking and Examination and management of case <ul style="list-style-type: none"> • Complications of corneal ulcer • Antibiotics, antiviral and antifungal agents cycloplegics	Dr. Ramchandran 
5	OP 3.1 OP 3.2 OP 4.2	11/06/2022 (Saturday)	Case presentation - iridocyclitis History talking and Examination and management <ul style="list-style-type: none"> • Steroids and NSAIDS 	Dr. Agrawal 
6	OP 6.2 OP6.4 OP6.6 OP6.10	13/06/2022 (Monday)	Case presentation -Cataract I(examination of a cataract case) -Cataract II -Pre-Operative preparation for Cataract surgery <ul style="list-style-type: none"> • IOP • Sac syringing • A scan Biometry • Lab investigations Preop preparation of patient(consent, xylocain sensitivity test, dilatation of pupil ➤ Tonometry (Skills Lab)	Dr. Muzumdar / Dr. Meghana Panse 
7	OP7.3 OP7.6	14/06/2022 (Tuesday)	Surgical management of cataract III (live demo - operation theatre) <ul style="list-style-type: none"> • IOLs Surgical instruments for cataract surgery Case presentation -Post operative management and complications of cataract IV	Dr. Kulkarni
8	OP7.4	15/06/2022		Dr. Nagpal 

	OP7.5	(Wednesday)	Case presentation -Pseudophakia/Aphakia History talking and Examination and management	
9	OP7.4	16/06/2022 (Thursday)	Case presentation -Glaucoma History talking and Examination and management se <ul style="list-style-type: none"> • IOP • Gonioscopy • Perimetry • Fundus photographs • OCT Antiglaucoma drugs	Dr. Khandgave 
10	OP6.5 OP6.6 OP6.7	17/06/2022 (Friday)	Case presentation - Dacryocystitis History talking and Examination and management e <ul style="list-style-type: none"> • DCT and DCR • Surgical videos • Surgical instruments 	Dr. Ramchandran 
11	OP2.2 OP2.3	18/06/2022 (Saturday)	Squint Examination <ul style="list-style-type: none"> • Ocular movements • Cover test • Prism bar cover test • Worth four dot test • Maddox rod test • Diplopia charting Synaptophore	Dr. Agrawal 
12	OP 9.1 OP 9.2	20/06/2022 (Monday)	Posting ending Assessment	






Clinical exam case presentation and table viva - total maximum marks -25

M. Kulkarni
Bharati Hospital & Research Centre
DR. VARSHA KULKARNI
MBBS, MS
MOD And Professor (Dept of Ophthalmology)
No. 60722

BVDUMC Pune-43 Department of Ophthalmology
Clinical Teaching programme for Under Graduate Student

VI Semester (two weeks posting) Batch E1

Period 21/06/2022 to 04/07/2022

Sr No.	competency	Date	Topic	Faculty
1		21/06/2022 (Tuesday)	History taking /symptomatology Examination of the eye I	Dr. Kulkarni
2	OP 1.3	22/06/2022 (Wednesday)	Refractive errors <ul style="list-style-type: none"> • Visual acuity (with and without Pin hole) • Retinoscopy • Autorefractometer • Stenopic slit • Subjective correction • Duochrome test • Lenses • Mydriatics and cycloplegics 	Dr. Nagpal 
3	OP 1.2, OP 1.3 PY 10.20	23/06/2022 (Thursday)	Conjunctiva <ul style="list-style-type: none"> • Infective and allergic conjunctivitis • Ptegium Surgical videos and instruments	Dr. Khandgave 
4	OP 2.1, OP 2.2	24/06/2022 (Friday)	Case presentation – Corneal ulcer I <ul style="list-style-type: none"> • History talking and Examination of case and management Corneal ulcer II History talking and Examination and management of case <ul style="list-style-type: none"> • Complications of corneal ulcer • Antibiotics, antiviral and antifungal agents cycloplegics	Dr. Ramchandran
5	OP 3.1 OP 3.2 OP 4.2	25/06/2022 (Saturday)	Case presentation - iridocyclitis History talking and Examination and management <ul style="list-style-type: none"> • Steroids and NSAIDS 	Dr. Agrawal 
6	OP 6.2 OP6.4 OP6.6 OP6.10	27/06/2022 (Monday)	Case presentation -Cataract I (examination of a cataract case) -Cataract II -Pre-Operative preparation for Cataract surgery <ul style="list-style-type: none"> • IOP • Sac syringing • A scan Biometry • Lab investigations Preop preparation of patient (consent, xylocain sensitivity test, dilatation of pupil) <ul style="list-style-type: none"> ➤ Tonometry (Skills Lab) 	Dr. Muzumdar / Dr. Meghana Panse 
7	OP7.3 OP7.6	28/06/2022 (Tuesday)	Surgical management of cataract III (live demo - operation theatre) <ul style="list-style-type: none"> • IOLs Surgical instruments for cataract surgery Case presentation -Post operative management and complications of cataract IV	Dr. Kulkarni
8	OP7.4	29/06/2022		Dr. Nagpal 

	OP7.5	(Wednesday)	Case presentation -Pseudophakia/Aphakia History talking and Examination and management	
9	OP7.4	30/06/2022 (Thursday)	Case presentation -Glaucoma History talking and Examination and management se <ul style="list-style-type: none"> • IOP • Gonioscopy • Perimetry • Fundus photographs • OCT Antiglaucoma drugs	Dr. Khandgave JK
10	OP6.5 OP6.6 OP6.7	01/07/2022 (Friday)	Case presentation - Dacryocystitis History talking and Examination and management e <ul style="list-style-type: none"> • DCT and DCR • Surgical videos • Surgical instruments 	Dr. Ramchandran
11	OP2.2 OP2.3	02/07/2022 (Saturday)	Squint Examination <ul style="list-style-type: none"> • Ocular movements • Cover test • Prism bar cover test • Worth four dot test • Maddox rod test • Diplopia charting Synaptophore	Dr. Agrawal hgr
12	OP 9.1 OP 9.2	04/07/2022 (Monday)	Posting ending Assessment	JK






Clinical exam case presentation and table viva - total maximum marks -25

Varsha Kulkarni
 Bharati Hospital & Research Centre
 DR. VARSHA KULKARNI
 MBBS, MS
 HOD And Professor (Dept. of Ophthalmology)
 Reg. No. 60788

BVDUMC Pune-43 Department of Ophthalmology
Clinical Teaching programme for Under Graduate Student

VI Semester (two weeks posting) Batch E2

Period 05/07/2022 to 18/07/2022

Sr No.	competency	Date	Topic	Faculty
1		05/07/2022 (Tuesday)	History taking /symptomatology Examination of the eye I	Dr. Kulkarni
2	OP 1.3	06/07/2022 (Wednesday)	Refractive errors <ul style="list-style-type: none"> • Visual acuity (with and without Pin hole) • Retinoscopy • Autorefractometer • Stenopic slit • Subjective correction • Duochrome test • Lenses • Mydriatics and cycloplegics 	Dr. Nagpal 
3	OP 1.2, OP 1.3 PY 10.20	07/07/2022 (Thursday)	Conjunctiva <ul style="list-style-type: none"> • Infective and allergic conjunctivitis • Pterygium Surgical videos and instruments	Dr. Khandgave 
4	OP 2.1, OP 2.2	08/07/2022 (Friday)	Case presentation – Corneal ulcer I <ul style="list-style-type: none"> • History talking and Examination of case and management Corneal ulcer II History talking and Examination and management of case <ul style="list-style-type: none"> • Complications of corneal ulcer • Antibiotics, antiviral and antifungal agents cycloplegics	Dr. Ramchandran
5	OP 3.1 OP 3.2 OP 4.2	09/07/2022 (Saturday)	Case presentation - iridocyclitis History talking and Examination and management <ul style="list-style-type: none"> • Steroids and NSAIDS 	Dr. Agrawal 
6	OP 6.2 OP 6.4 OP 6.6 OP 6.10	11/07/2022 (Monday)	Case presentation -Cataract I (examination of a cataract case) -Cataract II -Pre-Operative preparation for Cataract surgery <ul style="list-style-type: none"> • IOP • Sac syringing • A scan Biometry • Lab investigations Preop preparation of patient (consent, xylocain sensitivity test, dilatation of pupil) <ul style="list-style-type: none"> ➤ Tonometry (Skills Lab) 	Dr. Muzumdar / Dr. Meghana Panse 
7	OP 7.3 OP 7.6	12/07/2022 (Tuesday)	Surgical management of cataract III (live demo - operation theatre) <ul style="list-style-type: none"> • IOLs Surgical instruments for cataract surgery Case presentation -Post operative management and complications of cataract IV	Dr. Kulkarni
8	OP 7.4	13/07/2022		Dr. Nagpal 

	OP7.5	(Wednesday)	Case presentation -Pseudophakia/Aphakia History talking and Examination and management	
9	OP7.4	14/07/2022 (Thursday)	Case presentation -Glaucoma History talking and Examination and management se <ul style="list-style-type: none"> • IOP • Gonioscopy • Perimetry • Fundus photographs • OCT Antiglaucoma drugs	Dr. Khandgave MK
10	OP6.5 OP6.6 OP6.7	15/07/2022 (Friday)	Case presentation - Dacryocystitis History talking and Examination and management e <ul style="list-style-type: none"> • DCT and DCR • Surgical videos • Surgical instruments 	Dr. Ramchandran
11	OP2.2 OP2.3	16/07/2022 (Saturday)	Squint Examination <ul style="list-style-type: none"> • Ocular movements • Cover test • Prism bar cover test • Worth four dot test • Maddox rod test • Diplopia charting Synaptophore	Dr. Agrawal Ran
12	OP 9.1 OP 9.2	18/07/2022 (Monday)	Posting ending Assessment	Dr. <i>(Signature)</i>

Clinical exam case presentation and table viva - total maximum marks -25

V.Kulkarni
 Bharati Hospital & Research Centre
 DR. VAKSHA KULKARNI
 MBBS, MS
 HOD And Professor (Dept. of Ophthalmology)
 Reg. No. 60788

BVDUMC Pune-43 Department of Ophthalmology
Clinical Teaching programme for Under Graduate Student

VI Semester (two weeks posting) Batch F1

Period 19/07/2022 to 02/08/2022

Sr No.	competency	Date	Topic	Faculty
1		19/07/2022 (Tuesday)	History taking /symptomatology Examination of the eye I	Dr. Kulkarni
2	OP 1.3	20/07/2022 (Wednesday)	Refractive errors <ul style="list-style-type: none"> • Visual acuity (with and without Pin hole) • Retinoscopy • Autorefractometer • Stenopic slit • Subjective correction • Duochrome test • Lenses • Mydriatics and cycloplegics 	Dr. Nagpal / Dr. Meghana Panse MPan
3	OP 1.2, OP 1.3 PY 10.20	21/07/2022 (Thursday)	Conjunctiva <ul style="list-style-type: none"> • Infective and allergic conjunctivitis • Pterygium Surgical videos and instruments	Dr. Khandgave JK
4	OP 2.1, OP 2.2	22/07/2022 (Friday)	Case presentation – Corneal ulcer I <ul style="list-style-type: none"> • History talking and Examination of case and management Corneal ulcer II History talking and Examination and management of case <ul style="list-style-type: none"> • Complications of corneal ulcer • Antibiotics, antiviral and antifungal agents cycloplegics	Dr. Ramchandran
5	OP 3.1 OP 3.2 OP 4.2	23/07/2022 (Saturday)	Case presentation - iridocyclitis History talking and Examination and management <ul style="list-style-type: none"> • Steroids and NSAIDS 	Dr. Agrawal Mans
6	OP 6.2 OP6.4 OP6.6 OP6.10	25/07/2022 (Monday)	Case presentation -Cataract I (examination of a cataract case) -Cataract II -Pre-Operative preparation for Cataract surgery <ul style="list-style-type: none"> • IOP • Sac syringing • A scan Biometry • Lab investigations Preop preparation of patient (consent, xylocain sensitivity test, dilatation of pupil) <ul style="list-style-type: none"> ➤ Tonometry (Skills Lab) 	Dr. CM Muzumdar / Dr. Meghana Panse
7	OP7.3 OP7.6	26/07/2022 (Tuesday)	Surgical management of cataract III (live demo - operation theatre) <ul style="list-style-type: none"> • IOLs Surgical instruments for cataract surgery Case presentation -Post operative management and complications of cataract IV	Dr. Kulkarni
8	OP7.4	27/07/2022		Dr. Nagpal/ Dr. Meghana Panse MPan

	OP7.5	(Wednesday)	Case presentation -Pseudophakia/Aphakia History talking and Examination and management	
9	OP7.4	28/07/2022 (Thursday)	Case presentation -Glaucoma History talking and Examination and management se <ul style="list-style-type: none"> • IOP • Gonioscopy • Perimetry • Fundus photographs • OCT Antiglaucoma drugs	Dr. Khandgave M
10	OP6.5 OP6.6 OP6.7	29/07/2022 (Friday)	Case presentation - Dacryocystitis History talking and Examination and management e <ul style="list-style-type: none"> • DCT and DCR • Surgical videos • Surgical instruments 	Dr. Ramchandran
11	OP2.2 OP2.3	30/07/2022 (Saturday)	Squint Examination <ul style="list-style-type: none"> • Ocular movements • Cover test • Prism bar cover test • Worth four dot test • Maddox rod test • Diplopia charting Synaptophore	Dr. Agrawal Amr
12	OP9.1 OP9.2	01/08/2022 (Monday)	Posting ending Assessment	Amr
		02/08/2022 (Tuesday)	Posting ending Assessment Maximum marks 15	Amr


Clinical exam case presentation and table viva - total maximum marks -25


V. Kulkarni
Bharati Hospital & Research Centre
DR. VAISHALI KULKARNI
MBBS, M.S.
HOD And Professor (Dept. of Ophthalmology)
Reg. No. 60785

BVDUMC Pune-43 Department of Ophthalmology
Clinical Teaching programme for Under Graduate Student

VI Semester (two weeks posting) Batch F2

Period 02/08/2022 to 16/08/2022

Sr No.	competency	Date	Topic	Faculty
1		02/08/2022 (Tuesday)	History taking /symptomatology Examination of the eye I	Dr. Kulkarni
2	OP 1.3	03/08/2022 (Wednesday)	Refractive errors <ul style="list-style-type: none"> • Visual acuity (with and without Pin hole) • Retinoscopy • Autorefractometer • Stenopic slit • Subjective correction • Duochrome test • Lenses • Mydriatics and cycloplegics 	Dr. Nagpal / Dr. Meghana Panse MPan
3	OP 1.2, OP 1.3 PY 10.20	04/08/2022 (Thursday)	Conjunctiva <ul style="list-style-type: none"> • Infective and allergic conjunctivitis • Pterygium Surgical videos and instruments	Dr. Khandgave 
4	OP 2.1, OP 2.2	05/08/2022 (Friday)	Case presentation – Corneal ulcer I <ul style="list-style-type: none"> • History talking and Examination of case and management Corneal ulcer II History talking and Examination and management of case <ul style="list-style-type: none"> • Complications of corneal ulcer • Antibiotics, antiviral and antifungal agents cycloplegics	Dr. Ramchandran
5	OP 3.1 OP 3.2 OP 4.2	06/08/2022 (Saturday)	Case presentation - iridocyclitis History talking and Examination and management <ul style="list-style-type: none"> • Steroids and NSAIDS 	Dr. Agrawal
6	OP 6.2 OP6.4 OP6.6 OP6.10	08/08/2022 (Monday)	Case presentation - Cataract I (examination of a cataract case) - Cataract II -Pre-Operative preparation for Cataract surgery <ul style="list-style-type: none"> • IOP • Sac syringing • A scan Biometry • Lab investigations Preop preparation of patient (consent, xylocain sensitivity test, dilatation of pupil) ➤ Tonometry (Skills Lab)	Dr. Muzumdar / Dr. Meghana Panse
7	OP7.3 OP7.6	09/08/2022 (Tuesday)	Surgical management of cataract III (live demo - operation theatre) <ul style="list-style-type: none"> • IOLs Surgical instruments for cataract surgery Case presentation -Post operative management and complications of cataract IV	Dr. Kulkarni
8	OP7.4	10/08/2022		Dr. Nagpal / Dr. Meghana Panse MPan

	OP7.5	(Wednesday)	Case presentation -Pseudophakia/Aphakia History talking and Examination and management	
9	OP7.4	11/08/2022 (Thursday)	Case presentation -Glaucoma History talking and Examination and management se <ul style="list-style-type: none"> • IOP • Gonioscopy • Perimetry • Fundus photographs • OCT Antiglaucoma drugs	Dr. Khandgave 
10	OP6.5 OP6.6 OP6.7	12/08/2022 (Friday)	Case presentation - Dacryocystitis History talking and Examination and management e <ul style="list-style-type: none"> • DCT and DCR • Surgical videos • Surgical instruments 	Dr. Ramchandran
11	OP2.2 OP2.3	13/08/2022 (Saturday)	Squint Examination <ul style="list-style-type: none"> • Ocular movements • Cover test • Prism bar cover test • Worth four dot test • Maddox rod test • Diplopia charting Synaptophore	Dr. Agrawal <i>Term Completion exam</i>
12	OP 9.1 OP 9.2	16/08/2022 (Tuesday)	Posting ending Assessment -	Dr. Kulkarni

Clinical exam case presentation and table viva - total maximum marks -25

mkulker
 Bharati Hospital & Research Centre
 DR. VAKSHA KULKARNI
 MBBS, MS
 HOD And Professor (Dept. of Ophthalmology)
 Reg. No. 60788

BVDUMC Pune-43 Department of Ophthalmology
Clinical Teaching programme for Under Graduate Student

VI Semester (two weeks posting)

Date : 29/08/2022 to 10/09/2022 Batch B

Sr No.	competency	Date	Topic	Faculty
1	OP 7.3 OP7.5 OP7.6	29/08/2022 (Monday)	Cataract history taking & examination of a cataract case) Pre-Operative preparation for Cataract surgery	Dr. Muzumdar
2	OP7.4 OP7.5	30/08/2022 (Tuesday)	Surgical management of cataract(Videos - operation theatre) Post-operative management of cataract	Dr. Kulkarni
3	OP 2.1, OP 2.2	31/08/2022 (Wednesday)	• Holiday	Dr. Meghana
4	OP 7.4	01/09/2022 (Thursday)	Case presentation History taking and Examination and management of case Pseudophakia/Aphakia	Dr. Tejaswini Khandgave
5	OP 6.7	02/09/2022 (Friday)	Case presentation <ul style="list-style-type: none"> History taking and Examination and management of case of Glaucoma Investigation of a case of Glaucoma 	Dr. Ramchandran
6	OP 3.6	03/09/2022 (Saturday)	Case presentation History taking and Examination and management of a case of Pterygium	Dr. Agrawal
7	OP2.3	05/09/2022 (Monday)	Case presentation - History taking , Examination and management of a case of Dacryocystitis	Dr. Muzumdar
8	OP 4.7	06/09/2022 (Tuesday)	Case presentation History taking and Examination of a case of Corneal ulcer and management History taking and Examination and	Dr. Kulkarni
9	OP 9.1 OP9.2 OP9.3	07/09/2022 (Wednesday)	Squint Examination	Dr. Meghana
10	OP7.5	08/09/2022 (Thursday)	Surgical instruments Optics Retinoscopy and refraction	Dr. Tejaswini
11		09/09/2022 (Friday)	Holiday (Anant Chaturthi)	Dr. Ramchandran
12		10/09/2022 (Saturday)	Posting ending Assessment	Dr. Agrawal

Skills lab on Saturday 9.30am to 12.30pm

1. Indirect Ophthalmoscopy (Observation)

Clinical exam case presentation and table viva - total maximum marks -25

BVDUMC Pune-43 Department of Ophthalmology
Clinical Teaching programme for Under Graduate Student

VI Semester (two weeks posting)

Date : 12/09/2022 to 24/09/2022 Batch C

Sr No.	competency	Date	Topic	Faculty
1	OP 7.3 OP7.5 OP7.6	12/09/2022 (Monday)	Cataract history taking & examination of a cataract case) Pre-Operative preparation for Cataract surgery	Dr. Muzumdar
2	OP7.4 OP7.5	13/09/2022 (Tuesday)	Surgical management of cataract(Videos - operation theatre) Post-operative management of cataract	Dr. Kulkarni
3	OP 7.4	14/09/2022 (Wednesday)	Case presentation History taking and Examination and management of case Pseudophakia/Aphakia	Dr. Meghana <i>Meghana</i>
4	OP 6.7	15/09/2022 (Thursday)	Case presentation <ul style="list-style-type: none"> History taking and Examination and management of case of Glaucoma Investigation of a case of Glaucoma	Dr. Tejaswini Khandgave
5	OP 3.6	16/09/2022 (Friday)	Case presentation <ul style="list-style-type: none"> History taking and Examination and management of a case of Pterygium 	Dr. Ramchandran <i>Ramchandran</i>
6	OP2.3	17/09/2022 (Saturday)	Case presentation - History taking , Examination and management of a case of Dacryocystitis	Dr. Agrawal <i>Agrawal</i>
7	OP 4.7	19/09/2022 (Monday)	Case presentation History taking and Examination of a case of Corneal ulcer and management History taking and Examination and	Dr. Muzumdar
8	OP 9.1 OP9.2 OP9.3	20/09/2022 (Tuesday)	Squint Examination	Dr. Kulkarni
9	OP7.5	21/09/2022 (Wednesday)	Surgical instruments	Dr. Meghana <i>Meghana</i>
10	OP7.5	22/09/2022 (Thursday)	Optics Retinoscopy and refraction	Dr. Tejaswini
11		23/09/2022 (Friday)	<i>Drugs, Ocular therapeutics/ instruments revision</i>	Dr. Ramchandran <i>Ramchandran</i>
12		24/09/2022 (Saturday)	Posting ending Assessment	Dr. Agrawal <i>Agrawal</i>

Skills lab on Saturday 9.30am to 12.30pm

1. Indirect Ophthalmoscopy (Observation)

Clinical exam case presentation and table viva - total maximum marks -25

BVDUMC Pune-43 Department of Ophthalmology
Clinical Teaching programme for Under Graduate Student

VI Semester (two weeks posting)

Date : 26/09/2022 to 08/10/2022 Batch D

Sr No.	competency	Date	Topic	Faculty
1	OP 7.3 OP7.5 OP7.6	26/09/2022 (Monday)	Cataract history taking & examination of a cataract case) Pre-Operative preparation for Cataract surgery	Dr. Muzumdar <i>[Signature]</i>
2	OP7.4 OP7.5	27/09/2022 (Tuesday)	Surgical management of cataract(Videos - operation theatre) Post-operative management of cataract	Dr. Kulkarni <i>Charuta</i>
3	OP 7.4	28/09/2022 (Wednesday)	Case presentation History taking and Examination and management of case Pseudophakia/Aphakia	Dr. Meghana
4	OP 6.7	29/09/2022 (Thursday)	Case presentation <ul style="list-style-type: none"> History taking and Examination and management of case of Glaucoma Investigation of a case of Glaucoma	Dr. Tejaswini Khandgave
5	OP 3.6	30/09/2022 (Friday)	Case presentation <ul style="list-style-type: none"> History taking and Examination and management of a case of Pterygium 	Dr. Ramchandran <i>[Signature]</i>
6	OP2.3	01/10/2022 (Saturday)	Case presentation - History taking , Examination and management of a case of Dacryocystitis	Dr. Agrawal <i>[Signature]</i>
7	OP 4.7	03/10/2022 (Monday)	Case presentation History taking and Examination of a case of Corneal ulcer and management History taking and Examination and	Dr. Muzumdar <i>[Signature]</i>
8	OP 9.1 OP9.2 OP9.3	04/10/2022 (Tuesday)	Squint Examination	Dr. Kulkarni <i>[Signature]</i>
9	OP7.5	05/10/2022 (Wednesday)	Holiday (Dasra)	
10	OP7.5	06/10/2022 (Thursday)	Optics Retinoscopy and refraction	Dr. Tejaswini
11		07/10/2022 (Friday)	Surgical instruments	Dr. Ramchandran <i>[Signature]</i>
12		08/10/2022 (Saturday)	Posting ending Assessment	Dr. Agrawal <i>[Signature]</i>

Skills lab on Saturday 9.30am to 12.30pm

1. Indirect Ophthalmoscopy (Observation)

Clinical exam case presentation and table viva - total maximum marks -25

Sharati Hospital & Research Centre
DR. VARSHA KULKARNI
MBBS, MS
HOD And Professor (Dept. of Ophthalmology)
Reg. No. 60788

BVDUMC Pune-43 Department of Ophthalmology
Clinical Teaching programme for Under Graduate Student

VI Semester (two weeks posting)

Date : 10/10/2022 to 21/10/2022 Batch E

Sr No.	competency	Date	Topic	Faculty
1	OP 7.3 OP7.5 OP7.6	10/10/2022 (Monday)	Cataract history taking & examination of a cataract case) Pre-Operative preparation for Cataract surgery	Dr. Muzumdar
2	OP7.4 OP7.5	11/10/2022 (Tuesday)	Surgical management of cataract(Videos - operation theatre) Post-operative management of cataract	Dr. Kulkarni
3	OP 7.4	12/10/2022 (Wednesday)	Case presentation History taking and Examination and management of case Pseudophakia/Aphakia	Dr. Meghana Panse
4	OP 6.7	13/10/2022 (Thursday)	Case presentation <ul style="list-style-type: none"> History taking and Examination and management of case of Glaucoma Investigation of a case of Glaucoma	Dr. Tejaswini Khandgave
5	OP 3.6	14/10/2022 (Friday)	Case presentation <ul style="list-style-type: none"> History taking and Examination and management of a case of Pterygium 	Dr. Ramchandran
6	OP2.3	15/10/2022 (Saturday)	Case presentation - History taking , Examination and management of a case of Dacryocystitis	Dr. Agrawal
7	OP 4.7	17/10/2022 (Monday)	Case presentation History taking and Examination of a case of Corneal ulcer and management History taking and Examination and	Dr. Muzumdar
8	OP 9.1 OP9.2 OP9.3	18/10/2022 (Tuesday)	Squint Examination	Dr. Kulkarni
9	OP7.5	19/10/2022 (Wednesday)	Optics Retinoscopy and refraction	Dr. Meghana Panse
10	OP7.5	20/10/2022 (Thursday)	Surgical instruments	Dr. Tejaswini
11		21/10/2022 (Friday)	Posting ending Assessment	Dr. Ramchandran

Skills lab on Saturday 9.30am to 12.30pm

1. Indirect Ophthalmoscopy (Observation)

Clinical exam case presentation and table viva - total maximum marks -25

M. Kulkarni
Narati Hospital & Research Centre
DR. VARSHA KULKARNI
MBBS, MS
HOD And Professor (Dept. of Ophthalmology)
Reg. No. 60789

BVDUMC Pune-43 Department of Ophthalmology
Clinical Teaching programme for Under Graduate Student

VI Semester (two weeks posting)

Date : 27/10/2022 to 09/11/2022 Batch F

Sr No.	competency	Date	Topic	Faculty
1		27/10/2022 (Thursday)	Holiday	Dr. Tejaswini <i>Tejaswini</i>
2	OP 7.3 OP7.5 OP7.6	28/10/2022 (Friday)	Cataract history taking & examination of a cataract case) Pre-Operative preparation for Cataract surgery	Dr. Ramchandran
3	OP7.4 OP7.5	29/10/2022 (Saturday)	Surgical management of cataract(Videos - operation theatre) Post-operative management of cataract	Dr. Agrawal
4	OP 7.4	31/10/2022 (Monday)	Case presentation History taking and Examination and management of case Pseudophakia/Aphakia	Dr. Deepa Muzumdar
5	OP 6.7	01/11/2022 (Tuesday)	Case presentation <ul style="list-style-type: none"> History taking and Examination and management of case of Glaucoma Investigation of a case of Glaucoma 	Dr. Kulkarni <i>m/kulkar</i>
6	OP 3.6	02/11/2022 (Wednesday)	Case presentation History taking and Examination and management of a case of Pterygium	Dr. Meghana Panse
7	OP2.3	03/11/2022 (Thursday)	Case presentation - History taking , Examination and management of a case of Dacryocystitis	Dr. Tejaswini Khandave <i>Tejaswini</i>
8	OP 4.7	04/11/2022 (Friday)	Case presentation History taking and Examination of a case of Corneal ulcer and management History taking and Examination and	Dr. Ramchandran <i>Ramchandran</i>
9	OP 9.1 OP9.2 OP9.3	05/11/2022 (Saturday)	Squint Examination	Dr. Agrawal
10	OP7.5	07/11/2022 (Monday)	Optics Retinoscopy and refraction	Dr. Deepa Muzumdar <i>Deepa</i>
11		08/11/2022 (Tuesday)	Surgical instruments	Dr. Kulkarni <i>m/kulkar</i>
12		09/11/2022 (Wednesday)	Posting ending Assessment	Dr. Meghana Panse

Skills lab on Saturday 9.30am to 12.30pm

1. Indirect Ophthalmoscopy (Observation)

Clinical exam case presentation and table viva - total maximum marks -25

BVDUMC Pune-43 Department of Ophthalmology
Clinical Teaching programme for Under Graduate Student

VI Semester (two weeks posting)

Date : 10/11/2022 to 22/11/2022 Batch G

Sr No.	competency	Date	Topic	Faculty
1		10/11/2022 (Thursday)	Cataract history taking & examination of a cataract case) Pre-Operative preparation for Cataract surgery	Dr. Tejaswini <i>Tejaswini</i>
2	OP 7.3 OP7.5 OP7.6	11/11/2022 (Friday)	Surgical management of cataract(Videos - operation theatre) Post-operative management of cataract	Dr. Ramchandran
3	OP7.4 OP7.5	12/11/2022 (Saturday)	Case presentation History taking and Examination and management of case Pseudophakia/Aphakia	Dr. Agrawal <i>Agrawal</i>
4	OP 7.4	14/11/2022 (Monday)	Case presentation <ul style="list-style-type: none"> History taking and Examination and management of case of Glaucoma Investigation of a case of Glaucoma	Dr. Deepa Muzumdar <i>Deepa</i>
5	OP 6.7	15/11/2022 (Tuesday)	Case presentation <ul style="list-style-type: none"> History taking and Examination and management of a case of Pterygium 	Dr. Kulkarni
6	OP 3.6	16/11/2022 (Wednesday)	Case presentation - History taking , Examination and management of a case of Dacryocystitis	Dr. Meghana Panse <i>Meghana</i>
7	OP2.3	17/11/2022 (Thursday)	Case presentation History taking and Examination of a case of Corneal ulcer and management History taking and Examination and	Dr. Tejaswini Khandave <i>Tejaswini</i>
8	OP 4.7	18/11/2022 (Friday)	Squint Examination	Dr. Ramchandran
9	OP 9.1 OP9.2 OP9.3	19/11/2022 (Saturday)	Surgical instruments	Dr. Agrawal <i>Agrawal</i>
10	OP7.5	21/11/2022 (Monday)	Optics Retinoscopy and refraction	Dr. Deepa Muzumdar
11		22/11/2022 (Tuesday)		Dr. Kulkarni
12		23/11/2022 (Wednesday)	Posting ending Assessment	Dr. Meghana Panse <i>Meghana</i>

Skills lab on Saturday 9.30am to 12.30pm

1. Indirect Ophthalmoscopy (Observation)

Clinical exam case presentation and table viva - total maximum marks -25

BVDUMC Pune-43 Department of Ophthalmology
Clinical Teaching programme for Under Graduate Student

VI Semester (two weeks posting)

Date : 23/11/2022 to 03/12/2022 Batch A

Sr No.	competency	Date	Topic	Faculty
1		23/11/2022 (Wednesday)	Cataract history taking & examination of a cataract case) Pre-Operative preparation for Cataract surgery	Dr. Meghana <i>Mans</i>
2	OP 7.3 OP7.5 OP7.6	24/11/2022 (Thursday)	Surgical management of cataract(Videos - operation theatre) Post-operative management of cataract	Dr. Tejaswini <i>T</i>
3	OP7.4 OP7.5	25/11/2022 (Friday)	Case presentation History taking and Examination and management of case Pseudophakia/Aphakia	Dr. Ramchandran
4	OP 7.4	26/11/2022 (Saturday)	Case presentation <ul style="list-style-type: none"> History taking and Examination and management of case of Glaucoma Investigation of a case of Glaucoma	Dr. Agrawal
5	OP 6.7	28/11/2022 (Monday)	Case presentation <ul style="list-style-type: none"> History taking and Examination and management of a case of Pterygium 	Dr. Deepa Muzumdar
6	OP 3.6	29/11/2022 (Tuesday)	Case presentation - History taking , Examination and management of a case of Dacryocystitis	Dr. Kulkarni <i>mk</i>
7	OP2.3	30/11/2022 (Wednesday)	Case presentation History taking and Examination of a case of Corneal ulcer and management History taking and Examination and	Dr. Meghana <i>MP</i>
8	OP 4.7	01/12/2022 (Thursday)	Surgical instruments	Dr. Tejaswini <i>T</i>
9	OP 9.1 OP9.2 OP9.3	02/12/2022 (Friday)	Optics Retinoscopy and refraction	Dr. Ramchandran
10	OP7.5	03/12/2022 (Saturday)	Posting Ending Exam	Dr. Agrawal

Skills lab on Saturday 9.30am to 12.30pm

1. Indirect Ophthalmoscopy (Observation)

Clinical exam case presentation and table viva - total maximum marks -25

W. Kulkarni
 Clinical Hospital & Research Centre
 DR. VANSHA KULKARNI
 MBBS, MS
 HOD And Professor (Dept. of Ophthalmology)
 Reg. No. 60788